

# **NORTH AMERICAN SKULL BASE SOCIETY**

## ***16th Annual Meeting***

### ***Scientific Meeting & Exhibition***



**FINAL PROGRAM**

**April 7 – 10, 2005  
Westin Harbour Castle Hotel  
Toronto, Ontario, Canada**




# 16th Annual Meeting

## TABLE OF CONTENTS

# Table of Contents

Officers and Committees	3 - 4
Honored Guests	5 - 7
General Information	8 - 10
Meeting Room Floor Plan	11
Program Information	12 - 25
Scientific Posters	26 - 27
Exhibitors Floor Plan	28
Exhibitors	29 - 35
Future Meetings	36
Membership Application Form	37

# 16th Annual Meeting



## OFFICERS AND COMMITTEES

### NORTH AMERICAN SKULL BASE SOCIETY

#### 2004 BOARD OF DIRECTORS

##### Officers

###### President

Patrick J. Gullane, MD

###### President-Elect

Anil Nanda, MD (2004-2005)

###### Secretary

Franco DeMonte, MD (2004-2007)

###### Treasurer

Guy J. Petruzzelli, MD, PhD (2001-2005)

###### Immediate Past President

Jatin P. Shah, MD (2004-2005)



Patrick J. Gullane, MD  
President



Anil Nanda, MD  
President-Elect



Jatin P. Shah, MD  
Immediate Past President

##### Directors at Large

Saleem I. Abdulrauf, MD (2004-2005)

Peter D. Costantino, MD (2002-2005)

Carl B. Heilman, MD (2004-2007)

Michael J. Holliday MD (2003-2006)

W. Scott Jellish, MD, PhD (2002-2005)

Suresh K. Mukherji, MD (2003-2006)

Peter C. Neligan, MD (2004-2007)

Daniel W. Nuss, MD, FACS (2004-2007)

Joseph M. Zabramski, MD (2003-2006)

##### Board of Advisors

Vinod K. Anand, MD (2002-2007)

Ian T. Jackson, MD (2001-2006)

Jon H. Robertson, MD (2003-2008)

Jatin P. Shah, MD (2004-2009)

Robert F. Spetzler, MD (2000-2005)

##### NASBS Headquarters

12100 Sunset Hills Road, Suite 130

Reston, VA 20190

Phone: 703-437-4377

Fax: 703-435-4390

Email: [info@nasbs.org](mailto:info@nasbs.org)

##### Executive Director: Kathy Hoskins

Phone: 703-234-4130

Email: [Khoskins@drohanmgmt.com](mailto:Khoskins@drohanmgmt.com)

##### Director of Communications: Rita Jacobson

Phone: 703-234-4060

Email: [Rjacobson@drohanmgmt.com](mailto:Rjacobson@drohanmgmt.com)

##### Director of Finance: Glenn Beales

Phone: 703-234-4090

Email: [Gbeales@drohanmgmt.com](mailto:Gbeales@drohanmgmt.com)

##### Director of Meetings and Marketing: Robin Turner

Phone: 703-234-4110

Email: [rturner@drohanmgmt.com](mailto:rturner@drohanmgmt.com)

##### NASBS Administrator: Monica Willis

Phone: 703-234-4103

Email: [Mwillis@drohanmgmt.com](mailto:Mwillis@drohanmgmt.com)

##### NASBS Administrative Assistant: Courtney Aloise

Phone: 703-234-4131

Email: [Caloise@drohanmgmt.com](mailto:Caloise@drohanmgmt.com)



# 16th Annual Meeting

## OFFICERS AND COMMITTEES

### NORTH AMERICAN SKULL BASE SOCIETY

#### 2004 COMMITTEES

##### Program Committee

*Chairman:* Peter Neligan, MD  
*Co-Chairman:* Carl Heilman, MD  
Saleem Abdulrauf, MD  
Peter Cordeiro, MD  
Franco DeMonte, MD  
Fred Gentili, MD  
Ehab Hanna, MD  
Amin Kassam, MD  
Anil Nanda, MD  
Julian Nedzelski, MD  
Dan Nuss, MD  
Suresh Mukherji, MD  
Carl Synderman, MD

##### Research Committee

*Chairman:* Ehab Hanna, MD  
*Co-Chairman:* Sandeep Samant, MD  
Jay Boyle, MD  
Francisco Civantos, MD  
Carl Heilman, MD  
Eugen Hug, MD  
Robert Lorenz, MD  
Thom Loree, MD  
Snehal Patel, MD  
Chris Rassekh, MD  
Bhuvanesh Singh, MD

##### CME Committee

*Chairman:* Steven Newman, MD  
*Co-Chairman:* Ashok Shaha, MD  
Fred Gentili, MD  
Randall Weber, MD

##### History & Archives Committee

*Chairman:* Jatin Shah, MD  
Derald Brackman, MD  
Paul Donald, MD  
Steven Newman, MD  
Laligam Sekhar, MD

##### Journal Committee

*Chairman:* Patrick Gullane, MD  
Jatin Shah, MD  
Carl Snyderman, MD  
Suresh Mukherji, MD

##### Membership & Credentials Committee

*Chairman:* Franco DeMonte, MD  
Anil Nanda, MD  
James Netterville, MD  
John Delashaw, MD  
Jeremy Freeman, MD  
Randall Porter, MD

##### Nominating Committee

*Chairman:* Jatin Shah, MD  
Carl Snyderman, MD  
Jonathan Irish, MD  
Mark Linsky, MD

##### By-Laws Committee

*Chairman:* Mark Bilsky, MD  
Eugen Hug, MD  
John Leonetti, MD  
Joseph Zabramsky, MD

##### 2008 World Congress Meeting Committee


Franco DeMonte, MD  
Daniel Nuss, MD  
Saleem Abdulrauf, MD

##### Past Presidents

1990	Paul J. Donald, MD
1991	Laligram N. Sekhar, MD
1992	Ivo P. Janecka, MD
1993	Peter G. Smith, MD, PhD
1994	Albert L. Rhoton Jr., MD
1995	Hugh D. Curtin, MD
1996	Derald E. Brackmann, MD
1997	Ossama Al-Mefty, MD
1998	Steven A. Newman, MD
1999	John P. Leonetti, MD
2000	Robert F. Spetzler, MD
2001	Ian T. Jackson, MD
2002	Vinod K. Anand, MD
2003	Jon H. Robertson, MD
2004	Jatin Shah, MD



# 16th Annual Meeting



## HONORED GUESTS

Each year, the North American Skull Base Society honors one or several individuals who has made major contributions to one of the disciplines dealing with the management of patients with diseases of the skull base. This year, President Patrick Gullane has chosen to honor Mr. Anthony Cheeseman, Dr. Alan Hudson, and Dr. Joram Raveh.

### HONORED GUEST

#### ANTHONY D. CHEESEMAN, MD

Mr. Anthony Tony Cheeseman was born in Shoreham-by-Sea, Sussex, UK in 1939. He received his MD Degree from the University of London in 1965 and became Fellow of the Royal College of Surgeons, England in 1969. He served as Consultant Surgeon, Royal National Throat, Nose and Ear Hospital, London from 1974- 2001. Mr. Cheeseman held many leadership positions in Professional Organizations, including: President Section of Laryngology-Rhinology 1994-1995; Senior Member of European Skull Base Study Group; Founding Member International Skull Base Society; Founding Member British Society for Skull Base Surgery and Secretary of World Federation of Skull Base Societies.

Mr. Cheeseman has received numerous honors and awards during his career including: McBride Lectureship, University of Edinburgh for his pioneering work on “Craniofacial Resections for Tumors of the Nose and Sinus, 1982; The W.J. Harrison Prize, Royal Society of Medicine, 1985; Yearsley Lecturer for “Surgical Speech Rehabilitation”, 1991; Hunterian Professor, Royal College of Surgeons, 1994-95; Honorary Fellowship, Royal College of Speech and Language Therapists, 1995; Walter Jobson Horne Prize, British medical Association, 1996 and Semon Lectureship, University of London, 1999.

He has published 102 peer-reviewed publications and contributed 27 chapters in textbooks.

His early pioneering work on “Anterior Craniofacial Resections for Tumors of the Nose and Sinuses” using a mini craniotomy was extremely visionary and helped to set the stage for the “Subcranial Approach” and more recently, minimal access surgical innovations.





# 16th Annual Meeting

## HONORED GUESTS

### ALAN HUDSON, OC

Dr. Alan Hudson was born in Cape Town in 1938 and received his MB degree from the University of Cape Town in 1960. He then embarked on a surgical career obtaining his Fellowship in General Surgery from Royal College of Surgeons, Edinburgh in 1964 and in Neurosurgery from the Royal College of Surgeons, Canada in 1968. In 1969 he was selected as the McLaughlin Fellow – Department of Human Anatomy, Oxford England. In 1979 Dr. Hudson was Appointed as Chair, Department of Neurosurgery, University of Toronto and in 1989 he was selected as the McCutcheon Chair and Surgeon-in-Chief at the Toronto Hospital. He served in this position until 1991 when he became President and CEO of the University Health Network, Toronto. In 2002 he was Appointed as President and CEO – Cancer Care Ontario and in 2003, Professor Emeritus, Department of Surgery, University of Toronto.



He has received numerous honors and awards during his career including: The Bruce Tovee Teaching Award, Department of Surgery, University of Toronto, 1980; Honorary President, World Federation of Neurosurgical Societies, 1986; Honorary Doctors Degree, Tokushima – 1988 and Honorary Fellow College of Physicians and Surgeons – South Africa, 1992. He was


Named to the Order of Canada, Officer in, 2000; establishment of Alan and Susan Hudson Chair in Neurosurgery, University of Toronto, 2000 for his contributions to neurosurgery; Salute to the City Award, 2002 and Queen's Jubilee Medal, 2003

His pioneering work on tumors of the “Brachial Plexus” including their surgical management helped to revolutionize the surgical outcome of these complex neoplasms.

He has published 125 peer-reviewed publications, 2 textbooks and numerous chapters to books.

We are privileged to have this “Pioneer Neurosurgeon, Educator and Leader” as our Guest of Honor.

# 16th Annual Meeting



## HONORED GUESTS

### JORAM RAVEH, MD, DMD

Dr. Joram Raveh was born in Tel-Aviv, Israel, in 1940. He received his DMD from the University of Berne, Switzerland in 1967 and his MD from the University of Tel-Aviv in 1972. Dr. Raveh is Board Certified in the disciplines of Maxillofacial Surgery (University of Tel-Aviv) and Otolaryngology-Head and Neck Surgery (University of Berne). This training enabled him to develop and establish a unique Department in Berne which includes all aspects of both disciplines, including major skull base surgery and facial plastic and reconstructive surgery. In 1985 he was Appointed as Head, Full Professor and Active Member of the Faculty of Medicine, University of Berne. Since 1978 he has developed multiple new surgical methods which have helped to enhance the disciplines of Otolaryngology-Head and Neck Surgery, Skull Base and Maxillofacial Surgery.

Dr. Raveh has held numerous leadership positions in professional Organizations including the European Skull Base Society. His participation in the North American Societies has included invitation to Annual Meetings and Courses of the North American Skull Base Society and the American Academy of Otolaryngology-Head and Neck Society where he was awarded the AAO-HNS Foundation Certificate of Honour in 1997.



His pioneering work on Anterior and Central Skull Base Surgery included the development of the “Subcranial Approach” which has been adopted by all Specialties and has helped to enhance patient outcome and minimize morbidity. The “Subcranial Approach” has resulted in major advances to the management of Skull Base injuries avoiding frontal lobe retraction and enabling Skull Base reconstruction including optic nerve decompression within the first “Golden Hours”.

Dr. Raveh has delivered numerous keynote presentations at International Society Meetings. He has published 112 peer-reviewed papers in Scientific Journals and 17 book chapters.

His innovative surgical techniques and approaches in Skull Base Surgery have gained Global Impact. We are privileged to have this “Pioneer Anterior Skull Base Surgeon” amongst us today as our Guest of Honor.

## PAST HONORED GUESTS

1990	Edwin W. Cocke Jr., MD	1998	Kil Soo Choi, MD
1991	Leonard I. Malis, MD		Dwight Parkinson, MD
1992	Madjid Samii, MD		Naoaki Yanagihara, MD
1993	Michael E. Glasscock III, MD	2000	Derald E. Brackmann, MD
1994	Johannes Lang, MD		Peter J. Jannetta, MD
	Robert G. Ojemann, MD	2001	T.A.H (Rab) Hide, FRCS
	Kurt F. Schurmann, MD	2002	Wolfgang Draf, MD
1995	Peter M. Som, MD		Albert L. Rhoton Jr., MD
1996	William E. Hitselberger, MD		M. Gazi Yasargil, MD
	William F. House, MD	2003	Paul J. Donald, MD
1997	Ugo Fisch, MD	2004	Alfred S. Ketcham, MD
			John S. Lewis, MD



# 16th Annual Meeting

## GENERAL INFORMATION

### MEETING LOCATION

All scientific sessions for the Annual Meeting of the North American Skull Base Society (NASBS) will be held at the Westin Harbour Castle Hotel in Toronto, Ontario, Canada.

### REGISTRATION

On-site registration for the meeting will be held at the Westin Harbour Castle Hotel at the following times:

Thursday, April 7	2:00 p.m. – 6:00 p.m.
Friday, April 8	7:00 a.m. – 5:30 p.m.
Saturday, April 9	7:00 a.m. – 5:30 p.m.
Sunday, April 10	7:00 a.m. – 1:00 p.m.

### GUEST REGISTRATION

Spouses or guests of registrants, who do not attend the scientific sessions, may register as a guest. The guest registration fee includes the President's Reception, Wine & Cheese Reception, and the Annual Banquet.

### EXHIBIT HOURS

Friday, April 8	6:00 p.m. – 8:00 p.m.
Saturday, April 9	7:00 a.m. – 3:30 p.m.
Sunday, April 10	7:00 a.m. – 1:00 p.m.

### SPEAKER READY ROOM

A Speaker Ready Room will be available for all presenters to use. You are urged to visit the Speaker Ready Room to reconfirm your audio/visual needs and review your presentation. An audio/visual technician will be available to assist you. Hours of operation:

Friday, April 8	7:30 a.m. – 5:30 p.m.
Saturday, April 9	7:00 a.m. – 5:30 p.m.
Sunday, April 10	7:00 a.m. – 1:00 p.m.

### DISCLOSURE OF COMMERCIAL RELATIONSHIPS


As a sponsor accredited by the Accreditation Council for Continuing Medical Education, the Society and the Continuing Medical Education Committee of the North American Skull Base Society must insure balance, independence, objectivity, and scientific rigor in all its individually sponsored or jointly sponsored educational activities. All speakers and faculty participating in a sponsored activity are expected to disclose to the activity audience any significant financial interest or other relationship (1) with the manufacturer(s) of any commercial product(s) and/or provider(s) of commercial services discussed in an educational presentation and (2) with any commercial supporters of the activity (significant financial interest or other relationship can include such things as grants or research support, employee, consultant, major stock holder, member of speakers bureau, etc.) The intent of this disclosure is not to prevent a speaker with a significant financial or other relationship from making a presentation, but rather to provide listeners with information on which they can make their own judgments. It remains for the audience to determine whether the speaker's interests or relationships may influence the presentation with regard to exposition or conclusion. Presenters are also expected to disclose if their presentation includes discussion of any pharmaceutical products or medical devices that are considered investigational (not FDA approved use; "off label").

### MEMBERSHIP IN THE NORTH AMERICAN SKULL BASE SOCIETY

The fee for membership in the North American Skull Base Society is \$275.00 per year. Membership in the society includes a discounted fee to the annual meeting, practical courses, the society newsletter, and the journal *Skull Base: An Interdisciplinary Approach*. For information on joining NASBS, please call the society's headquarters at 703-437-4377 or visit the website at [www.nasbs.org](http://www.nasbs.org).



# 16th Annual Meeting



## GENERAL INFORMATION

### SUPPORT TO THE SOCIETY

We gratefully acknowledge the following companies for providing financial support for the Annual Meeting:

Advanced Bionics	Market Access Partners
Aesculap	Medtronic Neurologic Technologies
The Anspach Companies	Medtronic Xomed
Cardinal Health, v. Mueller Neuro/Spine Products	Ortho Development Corporation
Citagenix	Osteomed L.P.
Codman, a Johnson & Johnson company	Porex Surgical, Inc.
Confluent Surgical	Radionics
Cook Surgical	Scanlan International, Inc.
Elsevier Canada	Stryker
Ethicon Products Worldwide, a Johnson & Johnson Company	Synergetics™ Inc.
GE Healthcare	Synthes Maxillofacial
Integra™	Thieme Medical Publishers
Karl Storz Endoscopy-America, Inc.	W.L. Gore & Associates, Inc.
KLS- Martin LP	W. Lorenz Surgical
Leica Microsystems	

### ANNUAL MEETING EDUCATIONAL OBJECTIVES

Through participation in this Annual Meeting, members of the North American Skull Base Society and other attendees will have the opportunity to:

- Discuss the evolving role of minimally invasive and endoscopic skull base surgery; identify the potential of new technologies in neuro-navigation and stereotaxis;
- Discuss the developing alternative treatment modalities, such as stereotactic radio surgery that can be utilized for management of tumors of the skull base;
- Review the status of medical alternatives to traditional surgery, such as medical and hormonal therapy and gene manipulation.
- Recognize the potential complications of skull base surgery with particular emphasis on identifying pre-operative risk factors and intra-operative warning signs;
- Describe the importance of short-term care and recognize the potential and limitations in long-term rehabilitation for patients with skull base lesions;
- Discuss the recent advances in skull base pathology and surgery.

### CME ACCREDITATION

The North American Skull Base Society is accredited by the Accreditation Council for Continuing Medical Education to sponsor continuing medical education for physicians. The NASBS designates Category 1 credit towards the AMA Physician's Recognition Award for the Annual Meeting for up to 18.75 hours. Each physician should claim only those hours of credit that he/she actually spent in the educational activity.



# 16th Annual Meeting

## GENERAL INFORMATION

### BADGES

Badges should be worn at all times during scheduled meeting activities. Your badge is your admission pass for all meeting sessions, social events, and exhibit hall.

### MEETING LANGUAGE

The language used at the meeting will be English.

### SMOKING

Smoking is not permitted in any room or area in which a meeting is sponsored or an organized activity is held. This prohibition includes the registration area, the exhibit hall, and rooms in which meetings and social events are held.

### TRANSPORTATION TO PEARSON AIRPORT AT THE CONCLUSION OF THE MEETING

NASBS has arranged for buses to take meeting attendees and their guests from the Westin Harbour Castle Hotel to Pearson Airport on Sunday, April 10. **Please notify the NASBS staff at the meeting registration desk by no later than 4:00 p.m. on Friday, April 8, if you plan to use this service.** All buses will depart promptly at 1:30 from the hotel. Please plan to find alternate transportation if your travel plans do not fit with the 1:30 departure time.

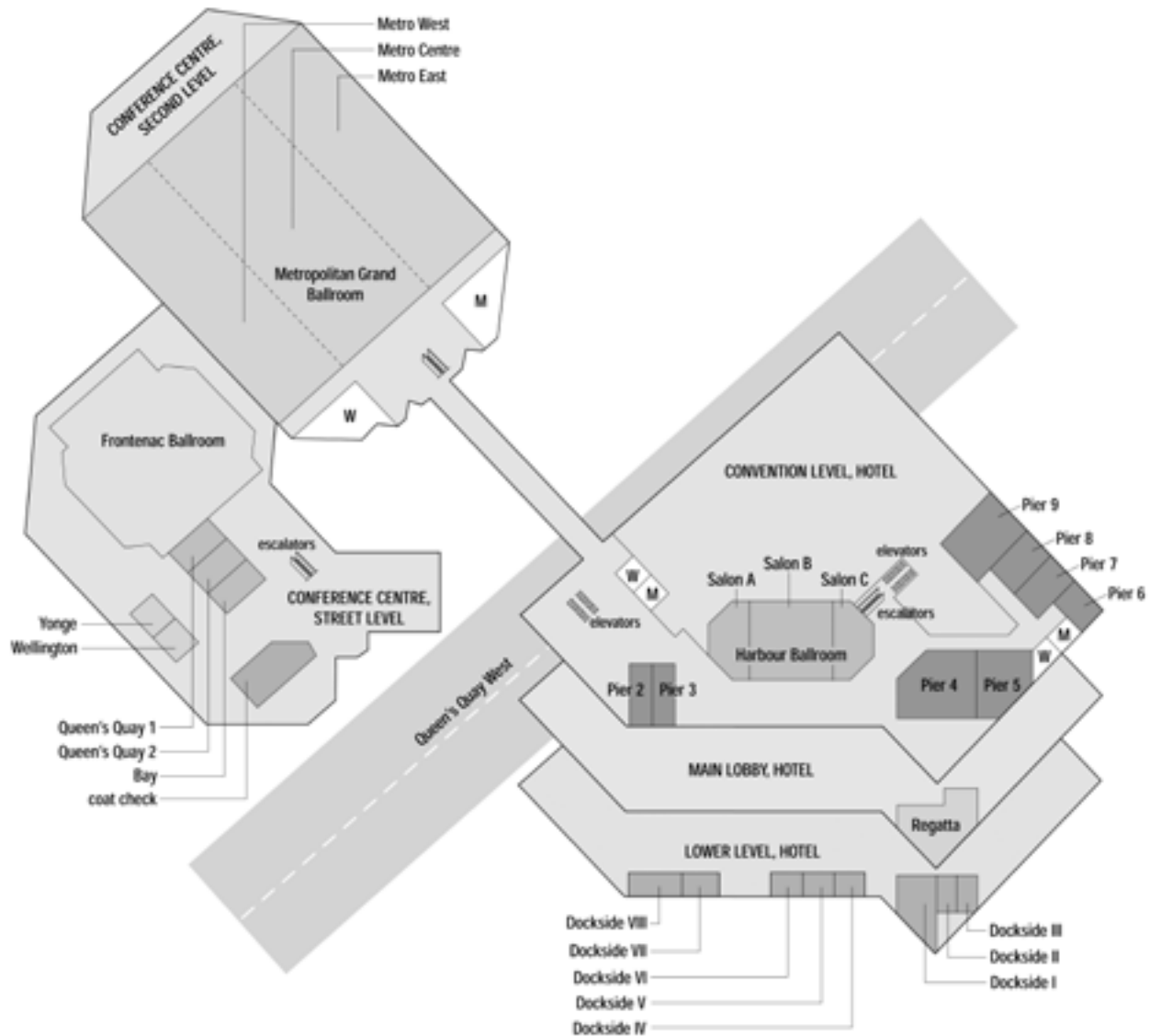
## Society ties Society ties Society ties



The NASBS Society necktie is available for purchase at the meeting registration desk.

The cost per tie is \$35.00.

# THE WESTIN HARBOUR CASTLE TORONTO FLOOR PLAN





# 16th Annual Meeting

## PROGRAM INFORMATION

### THURSDAY, APRIL 7, 2005

2:00 PM - 6:00 PM      **Registration Open**  
*Metro East Foyer*

6:00 PM - 8:00 PM      **President's Welcome Reception**  
*Regatta Room*

### FRIDAY, APRIL 8, 2005

7:00 AM - 5:30 PM      **Registration Open**  
*Metro East Foyer*

7:00 AM - 7:50 AM      **Continental Breakfast**  
*Metro Foyer*

### Plenary Session #1

8:00 AM - 8:10 AM      **Opening Remarks by the President: Patrick J. Gullane**  
*Metro West*      Program Overview: Peter Neligan and Carl Heilman

8:10 AM - 9:30 AM      **Panel #1: Progress and Controversies in Skull Base Tumor Management.**  
*Metro West*      **Endoscopic Approaches, Open Approaches, Radiation Oncology**  
Paul Donald (Moderator), Carl Snyderman, Ossama Al-Mefty, Brian O'Sullivan

9:30 AM - 9:50 AM      **Update of New Available Technology from Industry of Use to the Skull Base Surgeon**  
*Metro West*      Carl B. Heilman

9:50 AM - 10:00 AM      **Introduction of Honored Guests**  
Mr. Anthony Cheesman, Dr. Alan Hudson, and Dr. Joram Raveh

10:00 AM - 10:30 AM      **Refreshment Break**  
*Metro Foyer*


10:30 AM - 11:30 AM      **Panel #2: Management of Paragangliomas**  
*Metro West*      John Waldron (Moderator), John Leonetti, Bernard Cummings

11:30 AM - 12:00 Noon      **Presidential Address: Patrick J. Gullane**  
*Metro West*      **"If you come to a fork in the road...take it"**

12:00 Noon - 12:15 PM      **NASBS Lifetime Achievement Award: Dr. Albert Rhoton**  
*Metro West*      Introduction by Jon Robertson

12:15 PM - 1:30 PM      **Lunch**  
*Metro East*

# 16th Annual Meeting



## PROGRAM INFORMATION

### Plenary Session #2

1:30 PM - 2:00 PM  
*Metro West*

#### **Keynote Address: The Future of Imaging and Navigation**

David Jaffrey, PhD  
Introduced by: Johnathan Irish

2:00 PM - 3:00 PM  
*Metro West*

#### **Tumor Board**

Dennis Kraus (Moderator),  
Peter Batra, Mark Bilsky, Jonathan Irish, Amin Kassam, Norbert Liebsch

3:00 PM - 3:30 PM  
*Metro Foyer*

#### **Refreshment Break**

3:30 PM - 5:30 PM  
*Metro West*

#### **Proffered Papers – Oral Presentations**

##### **Scientific Session A-1**

##### **Abstracts # 1-6**

##### **Moderators:**

Michael Cusimano  
Daniel Nuss

3:30 PM - 3:36 PM

##### **Abstract #1**

##### **Endoscopic Endonasal Surgery of Clivus Lesions**

Carl Heilman, MD (presenter), Donald Annino DDS, MD, James Kryzanski, MD (Boston, USA)

3:36 PM - 3:42 PM

##### **Abstract #2**

##### **Complete Endoscopic Resection of Esthesioneuroblastoma**

Umamaheswar Duvvuri Uma Duvvuri MD PhD (presenter), Ricardo Carrau, MD,  
Carl Snyderman, MD, Amin Kassam, MD (Pittsburgh, USA)

3:42 PM - 3:48 PM

##### **Abstract #3**

##### **Endoscopic Endonasal Trans sphenoidal Approach in 83 Patients**

José Alberto Landeiro, MD (presenter), (Rio de Janeiro, Brazil)

3:48 PM - 3:54 PM

#### **DISCUSSION**

3:54 PM - 4:00 PM

##### **Abstract #4**

##### **New Horizons in Endoscopic Endonasal Skull Base Surgery**

Theodore H. Schwartz, MD (presenter), Vijay K. Anand, MD (New York, USA)

4:00 PM - 4:06 PM

##### **Abstract #5**

##### **Resection of Anterior Skull Base Tumors: Comparison of Combined Traditional and Endoscopic Approaches**

Pete S. Batra, MD (presenter), C. Arturo Solares, MD; Martin J. Citardi, MD; Joung Lee, MD;  
Donald C. Lanza, MD (Cleveland, USA)





# 16th Annual Meeting

## PROGRAM INFORMATION

4:06 PM - 4:12 PM

### Abstract #6

#### Endoscopic Repair of Cerebrospinal Fluid Leaks of the Sinonasal Tract

Ricardo L. Carrau, MD (presenter), Amin B. Kassam, MD, Carl H. Snyderman, MD, Michael Horowitz, MD (Pittsburgh, USA)

4:12 PM - 4:18 PM

### DISCUSSION

### Abstracts # 7 – 15

#### Moderators:

Stephen Haines  
Sandeep Samant

4:18 PM - 4:24 PM

### Abstract #7

#### Craniofacial Resection of Skull Base Tumors: Decreasing Perioperative Complications and Morbidity

Khalid Chowdhury, MD, MBA (presenter), John P. Campana, MD (Denver, USA)

4:24 PM - 4:30 PM

### Abstract #8

#### Causes Of Perioperative Death In Skull Base Surgery

Paul J. Donald, MD (presenter), (Sacramento, USA)

4:30 PM - 4:36 PM

### Abstract #9

#### Severe Epistaxis from Metastatic Renal Cell Carcinoma: Management of a Difficult Case

Carl Snyderman (presenter), Michael Horowitz, MD Amin Kassam, MD (Pittsburgh, USA)

4:36 PM - 4:42 PM

### DISCUSSION

4:42 PM - 4:48 PM

### Abstract #10

#### Exposure of the Distal Cervical Internal Carotid Artery: Surgical Anatomy and Morphometric Study

Jeffrey T. Keller, PhD (presenter), Federica Beretta, MD; Mario Zuccarello, MD (Cincinnati, USA)

4:48 PM - 4:54 PM

### Abstract #11

#### Anatomical Motivation, Preoperative Planning and Use of Translabellar-Transethmoidal (TGL-TE)

Approach for Removal of Large and Giant Tumors of Sellar Region

Yuri Shulev, MD, PhD (presenter), Jamil Rzaev, MD; Hovanes Hakobyan, MD (St. Petersburg, Russia)

4:54 PM - 5:00 PM

### Abstract #12

#### The Subfrontal Versus The Subcranial Approach – Variations and Indications

Nevo Margalit, MD (presenter), Ziv Gil, MD; Dan Fliss, MD (Tel Aviv, Israel)

5:00PM - 5:06 PM

### DISCUSSION


5:06 PM - 5:12 PM

### Abstract #13

#### Posterior Midline Approach for Large Anterior/Anterolateral Foramen Magnum Tumours

S.K. Gupta, M.Ch (presenter), R.Chhabra, M.Ch.; K.K.Mukherjee, M.Ch.; S.Mohindra, M.Ch.; V.K.Khosla, M.Ch. (Chandigarh, India)

# 16th Annual Meeting



## PROGRAM INFORMATION

- 5:12 PM - 5:18 PM      **Abstract #14**  
**Combined Presigmoid Surgical Approches : Indications, Anatomy, Techniques, Results and Complications**  
Jacques J. Morcos, MD, FRCS(Eng), FRCS(Ed) (presenter), Mustafa Baskaya, MD;  
Ernesto Coscarella MD (Miami, USA)
- 5:18 PM - 5:24 PM      **Abstract #15**  
**Quantification of Exposure of the Petrous Internal Carotid Artery Using the Transzygomatic Extended Middle Fossa Approach: A Cadaveric Morphometric Study**  
James K. Liu, MD (presenter), William T. Couldwell, MD, PhD (Salt Lake City, USA)
- 5:24 – 5:30 PM      **DISCUSSION**
- 3:30 PM - 5:30 PM  
*Pier 2*      **Proffered Papers – Oral Presentations**  
**Scientific Session B-1**  
**Abstracts # 16-24**
- Moderators:**  
Julian Nedzelski  
Marc Schwartz
- 3:30 PM - 3:36 PM      **Abstract #16**  
**Use of the Faden Procedure to Increase Area on Binocularity in Patients with Persistent Cranial Nerve Palsies**  
Steven A. Newman, MD (presenter), (Charlottesville, USA)
- 3:36 PM - 3:42 PM      **Abstract #17**  
**Prediction of Hearing Preservation in Vestibular Schwannoma Removal by the Retrosigmoid Approach**  
David W. Rowed, MD, FRCSC (presenter), Julian M. Nedzelski, MD, FRCSC;  
Joseph M. Chen, MD FRCSC; David A. Houlden PhD (Toronto, Canada)
- 3:42 PM - 3:48 PM      **Abstract #18**  
**Costs Related to Conservative and Active Management of Vestibular Schwannomas within the Canadian Health Care System**  
Richard Anthony, MA, FRCS (presenter), Tsai V MD; Taplin FRACS; Rutka JA MD, FRCSC© (Toronto, Canada)
- 3:48PM - 3:54 PM      **DISCUSSION**
- 3:54 PM - 4:00 PM      **Abstract #19**  
**Management of Hearing in Patients with Neurofibromatosis Type 2**  
John G. Golfinos, MD (presenter), J. Thomas Roland, Jr., MD (New York, USA)
- 4:00 PM - 4:06 PM      **Abstract #20**  
**The Bone-Anchored Cochlear Stimulator for Rehabilitation of Unilateral Sensorineural Hearing Loss after Lateral Skull Base Surgery**  
Sam J. Marzo, MD (presenter), John P. Leonetti, MD (Maywood, USA)



# 16th Annual Meeting

## PROGRAM INFORMATION

4:06 PM - 4:12 PM

### Abstract #21

#### **The Evaluation and Management of Cerebrospinal Fluid Otorrhea**

Sam Lavine, MD (presenter), Lorenzo Munoz MD; Mathew Kircher (Chicago, USA)

4:12 PM - 4:18 PM

### DISCUSSION

4:18 PM - 4:24 PM

### Abstract #22

#### **Selective 12-7 Nerve Grafting for Facial Paralysis**

Michael J. O'Leary, MD, FACS (presenter), Perry Mansfield, MD, FRCSC; Sanjay Ghosh, MD; Peter J. Martin, MD, FACS (San Diego, USA)

4:24 PM - 4:30 PM

### Abstract #23

#### **Neurotrophic Keratopathy and Facial Nerve Palsy**

Amjad Z. Ahmad, MD (presenter), Matthew H. Kim, MD (Maywood, USA)

4:30 PM - 4:36 PM

### Abstract #24

#### **The Identification and Management of Cerebrospinal Fluid Fistula of the Temporal Bone**

John P. Leonetti, MD (presenter), Sam Marzo, MD; Douglas Anderson, MD; Thomas Origiano, MD, PhD; Daniel D. Vukas, MD; Chad A. Zender MD (Maywood, USA)

4:36PM - 4:42 PM

### DISCUSSION

### Abstracts # 25-31

#### **Moderators:**

Mark Bilsky  
Jeremy Freeman

4:42 PM - 4:48 PM

### Abstract #25

#### **Clinical Experience with the Endoscopic Transsphenoidal Approach for Petrous Apex Lesions**

Umamaheswar Duvvuri Uma Duvvuri (presenter), Carl Snyderman, MD, Ricardo Carrau, MD, Amin Kassam, MD (Pittsburgh, USA)

4:48 PM - 4:54 PM

### Abstract #26

#### **Facial Nerve Monitoring vs Versus BIS to Predict Movement During Skull Base Surgery**

W. Scott Jellish, MD, PhD (presenter), John Leonetti, MD; Elaine Fluder, RN, MSN; Michael Macken, MD (Maywood, USA)

4:54 PM - 5:00 PM

### Abstract #27

#### **Direct to-Hypoglossal Neuroorrhaphy for Facial Paralysis Rehabilitation**

J. Thomas Roland, Jr., MD (presenter), Andrew J. Fishman, MD; Philip Miller, MD; Karen Lin, MD (New York, USA)

5:00PM - 5:06 PM

### DISCUSSION


5:06 PM - 5:12 PM

### Abstract #28

#### **Endoscopic Management of Petrous Apex Cholesterol Granulomas**

Jennifer L. Smullen, MD (presenter), Adrien A. Eshraghi, MD, MSc; Joshua K. Mondschein, BS; Fred F. Telischi, MD, MEE (Miami, USA)

# 16th Annual Meeting



## PROGRAM INFORMATION

- 5:12 PM - 5:18 PM      **Abstract #29**  
**Intraoperative Imaging of the Temporal Bone Using a Mobile C Arm for High-Resolution Cone-Beam CT: Pre-Clinical Investigation and Demonstration of 3D Image Quality**  
Mark Rafferty, MD, FRCSI(ORL) (presenter), J. H. Siewerdsen, MD, Y Chan, MD, D. J. Moseley, MD, D. A. Jaffray, MD, J Irish, MD (Toronto, Canada)
- 5:18 PM - 5:24 PM      **Abstract #30**  
**Prevention and Treatment of Cerebrospinal Fluid Leak in Translabyrinthine Surgery for Acoustic Neuroma**  
Marc S. Schwartz, MD (presenter), Derald E. Brackmann, MD; Jose N. Fayad, MD; Rick A. Friedman, MD, PhD; William H. Slattery, MD; William E. Hitselberger, MD (Los Angeles, USA)
- 5:24 PM - 5:30 PM      **Abstract #31**  
**The Pericranial Wrapping of the Frontal Bone After Anterior Skull Base Tumor Resection**  
Ziv Gil, MD, PhD (presenter), Dan M. Fliss, MD (Tel-Aviv, Israel)
- 5:30 - 6:00 PM      **Invited Lecture: Anatomy of the Midline Skull Base**  
Albert Rhoton, MD  
Introduced by: Carl Heilman
- 6:00 PM - 8:00 PM      Wine & Cheese Reception - Exhibit Hall Opens  
*Metro Centre*

## SATURDAY, APRIL 9, 2005

- 7:00 AM - 5:30 PM      **Registration Open**  
*Metro Foyer*
- 7:00 AM - 7:45 AM      **Instructional Courses and Continental Breakfast**
- |                   |                  |  |
|-------------------|------------------|--|
| <i>Dockside 1</i> | <b>Course #1</b> | <b>Management of Complex Meningiomas</b><br>Fred Gentili and Laligram Sekhar   |
| <i>Dockside 2</i> | <b>Course #2</b> | <b>Subcranial Approach to the Cranial Base</b><br>Daniel Fliss and Joram Raveh |
| <i>Dockside 3</i> | <b>Course #3</b> | <b>Neurovascular Surgery</b><br>Chandra Sen and Christopher Wallace            |
| <i>Dockside 6</i> | <b>Course #4</b> | <b>Reconstruction Options</b><br>Peter Neligan and Ralph Gilbert               |

## Plenary Session #3

- 8:00 AM - 9:30 AM      **Panel #3: Endoscopic Versus Open Surgery for Skull Base**  
*Metro West*  
Ian Witterrick (Moderator), Richard Carrau, Franco DeMonte, Ehab Hanna, Amin Kassam
- 9:30 AM – 10:00 AM      **Keynote Address: Proton Beams and the Skull Base**  
*Metro West*  
John Munzenrider, MD  
Introduced by: Brian O' Sullivan




# 16th Annual Meeting

## PROGRAM INFORMATION

10:00 AM - 10:30 AM <i>Metro Centre</i>	<b>Refreshment Break in the Exhibit Hall</b>
10:30 AM - 12:00 Noon <i>Metro West</i>	<b>Operative Techniques With the Masters: Video Presentation of Intra-Operative Pearls and Nuances</b> Saleem Abulrauf (Moderator), Ossama Al-Mefty, John Leonetti, Nelson M. Oyesiku, Laligram N. Sekhar, Jatin P. Shah
12:00 Noon - 12:30 PM <i>Metro West</i>	<b>Keynote Address: The History of the North American Skull Base Society</b> Jatin Shah, MD Introduced by: Patrick Gullane
12:30 PM - 1:30 PM <i>Metro East</i>	<b>Lunch and Annual Business Meeting (NASBS Members Only)</b>
1:30 PM - 2:00 PM <i>Metro West</i>	<b>Keynote Address: Management of the Paralyzed Face</b> Ralph Manktelow, MD Introduced by: Peter Neligan
2:00 PM - 3:00 PM <i>Pier 2</i>	<b>Concurrent Sessions</b> <b>Panel #4: Complications in the Skull Base and Their Avoidance</b> Fred Gentili (Moderator), Peter Costantino, Jacques Morcos, Thomas Origitano
<i>Metro West</i>	<b>Panel #5: Petrous Apex Lesions</b> Joe Chen (Moderator), Michael Cusimano, Amin Kassam, Julian Nedzelski
3:00 PM - 3:30 PM <i>Metro Centre</i>	<b>Refreshment Break in the Exhibit Hall</b>
3:30 PM - 5:30 PM <i>Metro West</i>	<b>Proffered Papers – Oral Presentations</b> <b>Scientific Session A-2</b> <b>Abstracts # 32-40</b>  <b>Moderators:</b> Vinod Anand Gady Hae-El
3:30 PM - 3:36 PM	<b>Abstract #32</b> <b>The Emerging Trends in the Epidemiology of Traumatic Optic Neuropathy at the Largest Adult Trauma Center in Canada</b> Farhad Pirouzmand, MD, FRCSC (presenter), (Toronto, Canada)
3:36 PM - 3:42 PM	<b>Abstract #33</b> <b>Visual Outcome Following Surgical Management of Clinoidal Meningiomas</b> Burak Sade, MD (presenter), Joung H. Lee, MD (Cleveland, USA)
3:42 PM - 3:48 PM	<b>Abstract #34</b> <b>Surgical Resection of Locally Advanced Granular Cell Tumor of the Orbit</b> Dominick I. Golio, MD (presenter); Sujit Prabhu, MD; Bitu Esmaeli, MD (Houston, USA)



# 16th Annual Meeting



## PROGRAM INFORMATION

3:48 PM - 3:54 PM

### DISCUSSION

3:54 PM - 4:00 PM

#### Abstract #35

**Tuberculum Sella Meningioma – Nine Cases Done in 18 months by One Surgeon and One Neuro-Ophthalmologist. Surgical Indications, Technique and Visual Outcome**

Nevo Margalit, MD (presenter), Anat Kesler, MD (Tel Aviv, Israel)

4:00 PM - 4:06 PM

#### Abstract #36

**Mucopyocele Involving the Frontal Sinus and Lateral Orbit Presenting with a Ten Year History of Progressive Proptosis**

Dennis Cramer, DO (presenter), Javed Siddiqi, MD; Dan Miulli, DO; John Cantando, DO (Colton, USA)

4:06 PM - 4:12 PM

#### Abstract #37

**SPECT Thallium Imaging in Meningiomas: Early Functional Indications in Neovascularity and Tumor Recurrence**

Raj K. Shrivastava, MD (presenter), Chandranath Sen, MD; Munir Ghesani, MD (New York, USA)

4:12 PM - 4:18 PM

### DISCUSSION

4:18 PM - 4:24 PM

#### Abstract #38

**The Vidian Nerve: Computer-based CT Scan Measurements and Clinical Utility as an Anatomic Guide in Skull Base Surgery**

C. Arturo Solares, MD (presenter), James L. Netterville, MD; Martin J. Citardi, MD; Pete S. Batra, MD; Robert R. Lorenz, MD (Cleveland, USA)

4:24 PM - 4:30 PM

#### Abstract #39

**Skull Base Surgery with and Expanded, Compact Intraoperative MRI**

Michael Schulder, MD (presenter), Erik Cohen, MD; Roger Turbin, MD; Paul Langer, MD; Soly Baredes, MD (Newark, USA)

4:30 PM - 4:36 PM

#### Abstract #40

**Image-Guided Cranial Base Surgery: An Atlas of Fiducial Based Registration Protocols**

Devin Vikram Amin, MD, PhD (presenter), Amin Kassam, MD, MPH; Carl Snyderman, MD, FACS (Pittsburgh, USA)

4:36 PM - 4:42 PM

### DISCUSSION

#### Abstracts # 41 - 47

#### Moderators:

Dan M. Fliss

Anne Keller

4:42 PM - 4:48 PM

#### Abstract #41

**Mobile C-Arm Cone-Beam CT: A Novel Image-Guidance Technology for Head and Neck Surgery**

Yvonne Chan, MD (presenter), Jeffrey H. Siewerdsen, PhD; Mark Rafferty, MD; Douglas J. Moseley, PhD; David A. Jaffray, PhD; Jonathan C. Irish, MD (Toronto, Canada)



# 16th Annual Meeting

## PROGRAM INFORMATION

4:48 PM - 4:54 PM

### Abstract #42

#### **High Resolution Flat-Panel Detector Volume-CT Could Improve Skull Base Imaging and Therefore Surgical Planning and Intraoperative Navigation**

Soenke H. Bartling, MD (presenter), Christian Dullin, PhD; Omid Majdani, MD; Prof. Thomas Lenarz, MD; Timo Stoever, MD; Prof. Eckhardt Grabbe, MD; Prof. Hartmut Becker, MD (Hannover, Germany)

4:54 PM - 5:00 PM

### Abstract #43

#### **Secondary Osteosarcoma of the Cranial Base Following Treatment of Retinoblastoma**

Mark A. Varvares, MD (presenter), Joseph Chiura, BS; Christina Coughlin, MD; Fred Barker, MD; Peter Adamson, MD (St. Louis, USA)

5:00 PM - 5:06 PM

### DISCUSSION

5:06 PM - 5:12 PM

### Abstract #44

#### **The Role of Proton Radiotherapy in the Management of Paranasal Sinus and Anterior Skull Base Malignancies**

Annie W. Chan, MD (presenter), James F. McIntyre, MD; Mark A. Varvares, MD; Derrick T. Lin, MD; Richard L. Fabian, MD; Daniel G. Deschler (Boston, USA)

5:12 PM - 5:18 PM

### Abstract #45

#### **Treatment of Uncommon Cerebrospinal Fluid Fistula and Encephalocele**

Kurt Laedrach, MD, DMD (presenter), Joram Raveh, MD, DMD; Anton Lukes (Bern, Switzerland)

5:18 PM - 5:24 PM

### Abstract #46

#### **Infralabyrinthine Transmastoid Approach for Jugular Foramen Schwannomas**

Kyu-Sung Lee, MD (presenter), (Seoul, Korea)

5:24 PM - 5:30 PM

### Abstract #47

#### **Craniofacial Resection for Malignant Melanoma of the Skull Base. Report of an International Collaborative Study**

Ian Ganly, MD, PhD (presenter), Snehal G. Patel, MD, Patrick G Bridger, MD, Giulio Cantu, MD, Anthony Cheesman, MD, Geraldo De Sa, MD, Paul Donald, MD, Dan Fliss, MD, Patrick Gullane, MD, Ivo Janecka, MD, Shin-etsu Kamata, MD, Luiz P Kowalski, MD, Dennis H. Kraus MD, Paul Levine, MD, Luiz R Medina, MD, Sultan Pradhan, MD, Victor Schramm, MD, Bhuvanesh Singh, MD, Carl Snyderman, MD, William I Wei, MD, Jatin P Shah, MD (New York, USA)

3:30 PM – 5:30 PM  
*Pier 2*

### Preferred Papers – Oral Presentations

#### **Scientific Session B-2**

#### **Abstracts # 48-53**

#### **Moderators:**

Marc Delacure

Ralph Gilbert


3:30 PM - 3:36 PM

### Abstract #48

#### **Skull Base Reconstruction in Pediatric Patients**

Brian A. Moore, MD (presenter), David W. Chang, MD (Houston, USA)

# 16th Annual Meeting



## PROGRAM INFORMATION

- 3:36 PM - 3:42 PM      **Abstract #49**  
**Frontal Sinus Fractures: Advances in Reconstruction**  
Khalid Chowdhury, MD, MBA (presenter), Bradley Alan Andrews, MD (Denver, USA)
- 3:42 PM - 3:48 PM      **Abstract #50**  
**Factors Associated with Postoperative Infection in Autogenous and Alloplastic Cranioplasty Reconstruction**  
Alain Gagnon, MD (presenter), Liza Boucher, MD; Carlos Cordoba, MD; Patrick G. Harris, MD; Michel Bojanowski, MD; Robert Moumdjian, MD; Andreas Nikolis, MD (Montreal, Canada)
- 3:48 PM - 3:54 PM      **DISCUSSION**
- 3:54 PM - 4:00 PM      **Abstract #51**  
**Temporoparietal Rotation Flap Reconstruction of the Middle Cranial Fossa Floor**  
Sanjay Ghosh, MD, FACS (presenter), Michael J. O'Leary, MD, Perry T. Mansfield, MD (San Diego, USA)
- 4:00 PM - 4:06 PM      **Abstract #52**  
**Reconstruction of Skull Base and Fronto-Orbital Defects Following Tumor Resection – Long Term Results**  
Kurt Laedrach, MD, DMD (presenter), Joram Raveh, MD, DMD (Bern, Switzerland)
- 4:06 PM - 4:12 PM      **Abstract #53**  
**The Vascularized Flap Reconstruction of the Subcranial Approach**  
Jan Hemza, MD (presenter), R.Salzman, MD; Z.Mackerle, MD; V.Feitova, MD; R.Kostrica, MD; Z.Novak, MD (Brno, Czech Republic)
- 4:12 PM – 4:18 PM      **DISCUSSION**
- Abstracts # 54-61**
- Moderators:**  
Peter Costantino  
Jacques Morcos
- 4:18 PM - 4:24 PM      **Abstract #54**  
**The Epitech Reconstruction System for Craniofacial Prosthetics; : A Novel Technique and Reconstructive Option**  
Perry Mansfield, MD, FRCSC (presenter), Michael J. O'Leary, MD, FACS, Richard Torchia, DDS (San Diego, USA)
- 4:24 PM - 4:30 PM      **Abstract #55**  
**A Novel Technique for Laser Reconstruction of the Dura: An In Vitro and In Vivo Study**  
Ziv Gil, MD, PhD, (presenter), Dan M. Fliss, MD, Darryl B. Smith, Boaz Forer, MD, Aharon Kazir, PhD (Tel-Aviv, Israel)
- 4:30 PM - 4:36 PM      **Abstract #56**  
**Outcome of Craniofacial Resection in Patients Over 70 Years of Age**  
Ian Ganly, MD, PhD (presenter), Neil Gross, MD; Mark Bilsky, MD; Jatin Shah, MD; Dennis Kraus, MD (New York, USA)



# 16th Annual Meeting

## PROGRAM INFORMATION

4:36 PM - 4:42 PM

### DISCUSSION

4:42 PM - 4:48 PM

#### Abstract #57

**Penetrating Skull Base Injury and Facial Nerve Injury: The Experience of the U.S. Military in Operation Iraqi Freedom and Operation Enduring Freedom.**

Andrew Battiata, MD (presenter), George Conley, MD (Washington, USA)

4:48 PM - 4:54 PM

#### Abstract #58

**Mine-Blast Skull Base Injuries**

Yuri Shulev, MD, PhD (presenter), (St. Petersburg, Russia)

4:54 PM - 5:00 PM

#### Abstract #59

**Trigeminal Neurinomas : Experience of 56 Cases From One Neurosurgical Center**

Bhawani S. Sharma, MD (presenter), (New Delhi, India)

5:00 PM - 5:06 PM

### DISCUSSION

5:06 PM - 5:12 PM

#### Abstract #60

**Surgical Treatment of Trigeminal Schwannomas**

Kyu-Sung Lee, MD (presenter), (Seoul, Korea)

5:12 PM - 5:18 PM

#### Abstract #61

**Results of Anterior Skull Base Surgery in Pediatric and Young Adult Patients**

Neil D. Gross, MD (presenter), Ian Ganly, MD; Mark H. Bilsky, MD; Jatin P. Shah, MD;

Dennis H. Kraus, MD (New York, USA)

5:24 PM - 5:30 PM

### DISCUSSION

6:00 PM - 10:00 PM  
*Regatta*

**Annual Reception and Banquet**

## SUNDAY, APRIL 10, 2005

7:00 AM - 7:45 AM  
*Metro Centre*

**Breakfast in the Exhibit Hall**

8:00 AM - 9:30 AM  
*Metro West*

**Proffered Papers – Oral Presentations**

**Scientific Session A-3**

**Abstracts # 62-72**

**Moderators:**

Anil Nanda

Guy Petruzzelli


8:00 AM - 8:06 AM

#### Abstract #62

**How Evolutionary Anthropology Informs the Growth, Development, and Maturation of the Cranial Base. Part 1: Cranial Base, Inferior Aspect.**

Alexandra R. Kunz (presenter), Dennis A. Velez, MD; Seema Borthakur (Boston, USA)

# 16th Annual Meeting



## PROGRAM INFORMATION

- 8:06 AM - 8:12 AM      **Abstract #63**  
**How Evolutionary Anthropology Informs the Growth, Development, and Maturation of the Cranial Base. Part 2: Cranial Base, Superior Aspect**  
Alexandra R. Kunz (presenter), Dennis A. Velez, MD; Seema Borthakur (Boston, USA)
- 8:18 AM - 8:24 AM      **Abstract #64**  
**Esthesioneuroblastoma: Long Term Follow-up and Recurrence Patterns**  
Ashish Tandon, MD, DNB, MCh (presenter), Fred Gentili, MD, FRCPSC, FACS;  
Patrick Gullane MD, FRCPSC, FACS; Jonathan Irish MD, FRCPSC (Toronto, Canada)
- 8:24 AM - 8:30 AM      **Abstract #65**  
**Endoscopic Resection of Benign and Malignant Clival Lesions: Initial Experience**  
C. Arturo Solares, MD (presenter), Samer Fakhri, MD, FRCSC; Pete S. Batra, MD;  
Joung Lee, MD, FACS; Donald C. Lanza, MD, FACS (Cleveland, USA)
- 8:30 AM - 8:36 AM      **Abstract #66**  
**Voice Controlled Robotic Assist for Endoscopic Approach to the Pituitary**  
Cherie-Ann O. Nathan, MD, FACS (presenter), Vinaya Chakradeo, MD; Kavita Malhotra, MD (Shreveport, USA)
- 8:42 AM - 8:48 AM      **Abstract #67**  
**Endoscopic Transnasal Posterior Septectomy for Lesions of the Middle Skull Base**  
Sandeep Samant, MS, FRCS (presenter), (Memphis, USA)
- 8:48 AM - 8:54 AM      **Abstract #68**  
**Endoscopic Transpterygopalatine Fossa Approach to the Infratemporal Skull Base**  
Stephen Y. Lai, MD, PhD (presenter), Ricardo L. Carrau, MD; Amin Kassam, MD,  
Carl H. Snyderman, MD, Michael Horowitz, MD (Pittsburgh, USA)
- 8:54 AM - 9:00 AM      **Abstract #69**  
**Intraoperative 3D Imaging for Endoscopic Surgery of the Frontal Recess Using a Mobile CArm for Cone-Beam CT**  
Mark Rafferty, MD, FRCSI(ORL) (presenter), J. H. Siewerdsen; Y Chan; D. J. Moseley;  
D. A. Jaffray; J Irish (Toronto, Canada)
- 9:06 AM - 9:12 AM      **Abstract #70**  
**Pituitary Apoplexy in the MR Imaging Era: Clinical Grading Scale and Surgical Results**  
James K. Liu, MD (presenter), William T. Couldwell, MD, PhD (Salt Lake City, USA)
- 9:12 AM - 9:18 AM      **Abstract #71**  
**Endoscopic Transphenoidal Pituitary Surgery with Intraoperative MRI**  
Theodore H. Schwartz, MD (presenter), Vijay K. Anand, MD (New York, USA)
- 9:18 AM - 9:24 AM      **Abstract #72**  
**CyberKnife Treatment of Complex, Benign Skull-Base Tumors: Treatment Parameters and Early Clinical Results**  
Walter C. Jean, MD (presenter), Donald A. McRa, PhD; Gregory J. Gagnon, MD (Washington, USA)





# 16th Annual Meeting

## PROGRAM INFORMATION

8:00 AM- 9:30 AM  
*Pier 2*

**Proffered Papers – Oral Presentations**  
**Scientific Session B-3**  
**Abstracts # 73-83**

**Moderators:**  
Laligram Sekhar  
Chris Wallace

8:00 AM - 8:06 AM

**Abstract #73**

**Giant / Large Fusiform and Dolichoectatic Aneurysms of the Basilar Trunk and Vertebrobasilar Junction: Clinicopathological and Hemodynamic Considerations in Therapeutic Decision Making**

Hirofumi Nakatomi, MD, PhD (presenter), Yoshiaki Shiokawa, MD; Akio Morita, MD; Hiroyasu Kamiyama, MD; Kelly Flemming, MD; David G. Piepgras, MD (Cincinnati, USA)

8:06 AM - 8:12 AM

**Abstract #74**

**Management of Skull Base Carotid Pseudoaneurysm Related to Radiation Treatment for Nasopharyngeal Cancer**

Vitus Y. W. Fan, MD (presenter), W. Wei, MD

8:18 AM - 8:24 AM

**Abstract #75**

**Anterior Communicating Artery Aneurysm Surgery through a Skull Base Approach: Short- and Long-term Follow-up**

Mario Zuccarello, MD (presenter), Norberto Andaluz, MD (Cincinnati, USA)

8:24 AM - 8:30 AM

**Abstract #76**

**A Skull Base Approach and Microsurgical Clipping of Cerebral Aneurysm: A Historical Method of Treatment or a “Gold Standard”**

Kenan Arnautovic, MD (presenter), (Memphis, USA)

8:30 AM - 8:36 AM

**Abstract #77**

**The Hemodynamic Questions and Problems of Vascular Stenting in Skull Base Procedures**

Jan Hemza, MD (presenter), (Brno, Czech Republic)

8:42 AM - 8:48 AM

**Abstract #78**

**Transmastoid Partial Labyrinthectomy Approach for Medial Skull Base Vascular Lesions**

Michael A. Taplin MB,BS(Hons I), FRACS (presenter), Richard Anthony MA, FRCS (Eng); Michael Tymianski MD, PhD, FRCSC and John A. Rutka MD, FRCSC (Toronto, Canada)

8:48 AM - 8:54 AM

**Abstract #79**

**Long-Term Results of Radiotherapy for Paragangliomas of the Head and Neck: The Princess Margaret Experience**

Jason H. Franklin, HBSoc. MD FRCS(C) (presenter), Bernard J. Cummings, MB ChB FRCP(C); Patrick J. Gullane, MD FRCS(C) FAC(S) (Toronto, Canada)


8:54 AM - 9:00 AM

**Abstract #80**

**Autologous Platelet Poor Gel in Skull Base Surgery: Outcome Analysis**

Jason Hauptman, BA, BS (presenter), Vamsi Alli, BA; Frank Stark, BS, CCP; Steven Keller, PhD; Michael Schulder, MD (Newark, USA)

# 16th Annual Meeting



## PROGRAM INFORMATION

9:06 AM - 9:12 AM	<b>Abstract #81</b> <b>Skull Base Meningiomas: Do They Differ from Other Intracranial Meningiomas?</b> Prasad Vannemreddy, MD, MCh (presenter), Anil Nanada, MD, FACS (Shreveport, USA)
9:12 AM - 9:18 AM	<b>Abstract #82</b> <b>Teratomas of the Skull Base: Treatment and Long-Term Outcome</b> Donald J. Annino, Jr, MD, DMD (presenter), Carl B. Heilman, MD (Boston, USA)
9:18 AM - 9:24 AM	<b>Abstract #83</b> <b>Cranio-Vertebral Junction Chordomas: Lessons Learned in their Surgical Management</b> Raj K. Shrivastava, MD (presenter), Chandranath Sen, MD; Peter Costantino, MD (New York, USA)
9:30 AM - 10:00 AM <i>Metro West</i>	<b>Keynote Address: Molecular Biology Meets the Skull Base</b> James Rutka, MD Introduced by: Fred Gentili
10:00 AM - 10:30 AM <i>Metro Centre</i>	<b>Refreshment Break in the Exhibit Hall</b>
10:30 AM - 12:00 PM <i>Metro West</i>	<b>Panel# 6: Treatment of Acoustic Neuromas: Operate, Radiate or Observe</b> Jon Robertson (Moderator), William Hitzelberger, Michael Link, Julian Nedzelski, John Rutka
12:00 Noon - 12:15 PM <i>Metro West</i>	<b>Closing Remarks</b>
12:15 PM - 1:00 PM <i>Metro Centre</i>	<b>Lunch in Exhibit Hall</b>
1:30 PM	<b>Buses Depart to Pearson Airport</b> Buses will depart from the hotel promptly at 1:30 p.m.



# 16th Annual Meeting

## SCIENTIFIC POSTERS

### Scientific Posters – Displayed in the Exhibit Hall

*Metro Centre*

**Abstracts # 84-107**

**Abstract #84**

**The Transcrusl Approach for Intracranial Lesions: Our Experience and Outcomes**

Brian Hughes, MD, Lorne S Parnes MD; Stephen P Lownie MD (London, Canada)

**Abstract #85**

**Microvascular Tissue Transfer in the Repair of Cranial Base Defects: Indications, Complications, and Results.**

Jason G. Newman, MD, Bert O'Malley, MD; Ara Chalian, MD; Mark Brown, MD (Philadelphia, USA)

**Abstract #86**

**Preserved Hearing after Intraoperative Loss of the Brainstem Auditory Evoked Potential During Vestibular Schwannoma Surgery**

Raymund L. Yong, MD, Ryojo Akagami, MD, FRCSC (Vancouver, Canada)

**Abstract #87**

**Cavernous Sinus Tumor Foramen Ovale Needle Biopsy: An Under-Utilized Technique for Guiding Therapeutic Decision-Making in Skull Base Surgery**

Mark E. Linskey, MD, (Orange, USA)

**Abstract #88**

**Giant Isolated Intracranial Sarcoidosis Mimicking a Petroclival-Cavernous Sinus Meningioma – Treatment and Outcome**

Michael J. Link, MD, Colin L.W. Driscoll, MD; Fausto J. Rodriguez, MD; Caterina Giannini, MD (Rochester, USA)

**Abstract #89**

**Retained Bullet in the Jugular Foramen Causing Recurrent Syncope – Treatment and Outcome**

Michael J. Link, MD, Colin L.W. Driscoll, MD (Rochester, USA)

**Abstract #90**

**Heavily Calcified Pituitary Macroadenomas: A Case Report & Review of Literature**

Benjamin Lo, MD, Kesh Reddy, MB,BS, FRCSS (Mississauga, Canada)

**Abstract #91**

**Endoscopic-Assisted Transsphenoidal Endonasal Approach to Sellar Lesions**

Benjamin Lo, MD, Kesh Reddy, MB, BS, FRCSS (Mississauga, Canada)

**Abstract #92**

**Early Identification of Cerebrospinal Fluid Leak Following Endonasal, Endoscopic Surgery of the Cranial Base**

Lee A. Zimmer, MD, PhD, Carl H. Snyderman, MD; Ricardo L. Carrau, MD; Amin Kassam, MD (Pittsburgh, USA)

**Abstract #93**

**Anterior Communicating Artery Aneurysm Surgery Through the Orbitopterional Approach: Short-and Long Term Follow-up**


Norberto Andaluz, MD, Mario Zuccarello, MD (Cincinnati, USA)

**Abstract #94**

**Infratemporal Fossa Approaches (IFTA); Surgical Anatomy, Techniques and Therapeutic Strategy**

Hirofumi Nakatomi, MD, PhD, Philip Theodosopoulos, MD; Jeffrey Keller, PhD; Miles Pensak, MD; Tetsuro Sameshima, MD, PhD; Takanori Fukushima, MD, DMSc (Cincinnati, USA)


# 16th Annual Meeting




## SCIENTIFIC POSTERS

- Abstract #95 Aspergillomata of Skull Base: Clinical Profile and Outcome Results**  
Prasad Vannemreddy, Sundaram C, Anil Nanda, MD (Panjagutta, India)
- Abstract #96 Interdisciplinary Approach for Fungal Skull Base Osteomyelitis**  
Kazim Oner, MD, Bulent Karci, MD; Izzet Ovul, MD; Tuncer Turhan, MD (Bornova, Turkey)
- Abstract #97 Emerging Patterns of Skull Base Injury in Modern Combat: U.S. Military Experience in Operation Iraqi Freedom and Operation Enduring Freedom.**  
Michael A. Hoffmann, MD, George Coppit, MD (Washington, USA)
- Abstract #98 CNS Central Nervous System Sarcoid Dural-Based Mass Lesions Masquerading as Meningioma**  
Mark E. Linskey, MD, Charles A. Middelhof, MD (Orange, USA)
- Abstract #99 Free Flap Monitoring in Head, Neck, and Skullbase Surgical Oncology – Is it Really Worth the Effort?**  
Edgar A. Lueg, MD, (Los Angeles, USA)
- Abstract #100 Swing Door Mandibulotomy: Approach to Vascular Lesion Resection with Minimal Neurological Deficits**  
Yvonne Layton, PA-C, Daniel R. Pieper, MD (Southfield, USA)
- Abstract #101 The Extended Transsphenoidal Approach to Suprasellar and Anterior Skull Base Tumors**  
John A. Jane, Jr., MD, Adam S. Kanter, MD; Aaron S. Dumont, MD; Steven A. Newman, MD; Edward R. Laws, Jr. (Charlottesville, USA)
- Abstract #102 Case Report-: A Rare Case of a Trigeminal Nerve Rhabdomyoma/Neuromuscular Hamartoma in a Child**  
John W. Alldredge, MD, Peter Rigby, MD, FACS; Daniel W. Nuss, MD, FACS (New Orleans, USA)
- Abstract #103 Histopathological Distinction of Intestinal-Type Sinonasal Adenocarcinoma from Metastatic Adenocarcinoma of Intestinal Origin**  
Vicente Resto, MD, PhD, Jeffrey F. Krane, MD, PhD; Ben Z. Pilch, MD; William C. Faquin, MD, PhD; Derrick T. Lin, MD (Boston, USA)
- Abstract #104 Combined Craniofacial Approaches for Resection of Esthesioneuroblastoma**  
Kevin Petrecca MD, PhD, A Zeitouni, M Samaha, M Desrosiers, R Leblanc, D Sirhan (Montreal, Canada)
- Abstract #105 An Aneurysm Made Angiographically Occult by Meningioma Compression**  
Kevin Petrecca MD, PhD, Denis Sirhan (Montreal, Canada)
- Abstract #106 Giant Paranasal Schwannoma – Three Cases and Review of the Literature**  
Ashish Tandon, MD, DNB, MCh, Fred Gentili. MD., FRCPSC, FACS; Patrick Gullane MD, FRCPSC; Ralph Gilbert MD, FRCSC (Toronto, Canada)
- Abstract #107 Resection of Olfactory Neuroblastoma by a Transnasal Endoscopic Approach**  
Ricardo L. Carrau, MD, Amin B. Kassam, Carl H. Snyderman, Michael Horowitz (Pittsburgh, USA)

\_\_\_\_\_



# 16th Annual Meeting



## EXHIBITORS

### ADVANCED BIONICS

**BOOTH #409**

25129 Rye Canyon Loop  
Valencia, CA 91355  
Tel: 661-362-4574  
Fax: 661-362-1417  
Website: [www.advancedbionics.com](http://www.advancedbionics.com)

Advanced Bionics, headquartered in Valencia, California, manufactures the HiResolution Bionic Ear System, which is approved for use by children with bilateral, profound hearing loss, and adults with severe-to-profound bilateral hearing loss.

### AESCULAP

**BOOTH #516**

3773 Corporate Parkway  
Center Valley, PA 18034  
Tel: 610-797-9300  
Fax: 610-791-6888  
Website: [www.aesculap.com](http://www.aesculap.com)

Aesculap will display an assortment of new products and instruments for skull base procedures including: high power small size motors, rapid dual sided cranial flap fixation products, a new line of micro neuro instruments, and neuro endoscopes for transsphenoidal and other endo-assisted procedures.

### THE ANSPACH COMPANIES

**BOOTH #406**

4500 Riverside Drive  
Palm Beach Gardens, FL 33410  
Tel: 561-627-1080  
Fax: 561-624-1265  
Website: [www.anspach.com](http://www.anspach.com)

Anspach Companies manufacture high performance instrument systems for neurosurgery, neurotology, spinal procedures, and otolaryngology. Our power systems provide consistent power and smooth performance for even the most demanding applications.

### CARDINAL HEALTH, V. MUELLER NEURO/SPINE PRODUCTS

**BOOTH #503**

360 Industrial Road, Unit H  
San Carlos, CA 94070  
Tel: 800-810-6610

Offering a broad range of innovating spine and neurovascular medical devices and instrumentation. The Spetzler Headrest System and the R. Spetzler™ Titanium Aneurysm Clips clearly demonstrates our commitment to clinical solutions through ingenuity.

### CARL ZEISS

**BOOTH #412**

One Zeiss Drive  
Thornwood, NY 10594  
Website: [www.zeiss.com](http://www.zeiss.com)

Carl Zeiss pioneered the concept of the surgical microscope, and today continues to be the worldwide leader in optical and digital visualization solutions for surgical applications. We provide surgeons and operating room staff with visualization systems combining cutting-edge technology with optimal ease-of-use. To learn more about us, visit <http://www.zeiss.com>.





# 16th Annual Meeting

## EXHIBITORS

### **CITAGENIX, INC.**

**BOOTH #511**

1105 Autoroute Chomedey  
Laval, Quebec H7W 5J8  
Tel: 450-688-8699  
Fax: 450-688-1977  
Website: [www.citagenix.com](http://www.citagenix.com)

Citagenix Inc is a leader in the rapidly growing orthobiologics and neurosurgical markets providing surgeons with innovative products for dural repair and bone regeneration.

### **CODMAN, A JOHNSON & JOHNSON COMPANY**

**BOOTH #417**

325 Paramount Drive  
Raynham, MA 02767  
Tel: 508-828-3143  
Fax: 508-828-3027  
Website: [www.codman.com](http://www.codman.com)

Worldwide leader in neurosurgery. Codman markets one of the most broad and comprehensive lines of neurosurgical implants, disposables, equipment and instruments specializing in the treatment of hydrocephalus ICP monitoring, electrosurgery, cranial plating and implantable drug delivery solutions.

### **CONFLUENT SURGICAL**

**BOOTH #414**

101 A First Avenue  
Waltham, MA 02451  
Tel: 781-693-2310  
Fax: 781-890-4140  
Website: [www.confluentsurgical.com](http://www.confluentsurgical.com)


Confluent Surgical manufactures absorbable surgical sealants and adhesion barriers. DuraSeal™ Dural Sealant System is a 100% synthetic, hydrogel to create a true watertight dural closure.

### **COOK SURGICAL**

**BOOTH #419**

750 Daniels Way; PO Box 489  
Bloomington, IN 47402-0489  
Tel: 800-457-4500  
Fax: 800-554-8335  
Website: [www.cooksurgical.com](http://www.cooksurgical.com)

# 16th Annual Meeting



## EXHIBITORS

### ELSEVIER CANADA

**BOOTH #410**

1 Goldthorne Ave.  
Toronto, Ontario, M8Z 5S7  
Tel: 866-896-3332  
Fax: 416-255-5456  
Website: [www.elsevier.ca](http://www.elsevier.ca)

The name you trust for the information you need – Saunders, Mosby, Churchill Livingstone, Butterworth-Heinemann, Hanley & Belfus, MDConsult and FIRSTConsult are all part of Elsevier Canada, a team of leading publishers dedicated to meeting the information needs of health science professionals. We publish high-quality textbooks, references, periodicals, and electronic products in the fields of medicine, nursing, dentistry, veterinary medicine, and the health professions.

Trust Elsevier Canada – Health Sciences Division to bring you the foremost resources in your field!

### GE HEALTHCARE

**BOOTH #513**

439 S. Union Street  
Lawrence, MA 01843  
Tel: 978-552-5286  
Fax: 978-552-5183

The GE InstaTrak 3500 Plus is your premium choice for surgical navigation during Skull Base surgery. The unique Electromagnetic (EM) tracking technology, means no cameras or line-of-sight restrictions.

### INTEGRA™

**BOOTH #519**

311 Enterprise Drive  
Plainsboro, NJ 08536  
Tel: 800-997-4868 U.S.A./Canada  
Tel: 800-654-2873 U.S.A./Canada  
Tel: 609-275-0500 International  
Fax: 609-275-5363  
Website: [www.integra-ls.com](http://www.integra-ls.com)

Integra™ sells the Camino®, Licox® and Ventrix® lines of intracranial pressure monitoring systems. Also, Integra™ sells Integra Hydrocephalus Management products, the DuraGen™ Dural Graft Matrix, the NeuraGen™ Nerve Guide, the Selector® Ultrasonic Aspirator, Integra Systems CSF Drainage and Cranial Access and Ruggles™ instruments for neurosurgery.

### KARL STORZ ENDOSCOPY-AMERICA, INC.

**BOOTH #515, #517**

600 Corporate Pointe  
Culver City, CA 90230  
Tel: 310-338-8100  
Fax: 310-410-5537  
Website: [www.karlstorz.com](http://www.karlstorz.com)

Karl Storz Endoscopy-America, Inc., an international leader in endoscopic equipment and instruments, designs, engineers, manufactures and markets products with an emphasis on visionary design, precision craftsmanship and clinical effectiveness.



# 16th Annual Meeting

## EXHIBITORS

### **KLS-MARTIN, L.P.**

**BOOTH #506**

PO Box 50249  
Jacksonville, FL 32250  
Tel: 904-641-7746  
Fax: 904-641-7378  
Website: [www.klsmartin.com](http://www.klsmartin.com)

KLS-MARTIN, L.P. offers a complete range of Craniomaxillofacial Surgery products. Fixation systems are available in either titanium or bio-resorbable material. The bio-resorbable ResorbX System features a completely non-crystalline polymer. KLS-Martin is also the industry leader in Distraction Osteogenesis devices for Craniomaxillofacial Surgery. Additionally we offer a complete line of surgical instruments.

### **LEICA MICROSYSTEMS**

**BOOTH #505**

90 Boroline Road  
Allendale, NJ 07401  
Tel: 800-526-0355  
Fax: 201-236-5908  
Website: [www.surgicalscopes.com](http://www.surgicalscopes.com)

Committed to always giving the surgeon the very best in surgical optics, Leica Microsystems will be showcasing the high end OH3 surgical microscope.

### **MARKET ACCESS PARTNERS**

**BOOTH #402**

3236 Meadowview Road  
Evergreen, CO 80439  
Tel: 303-526-1900  
Fax: 303-526-7920  
Website: [www.marketaccesspartners.com](http://www.marketaccesspartners.com)

Market Access Partners provides marketing research Consulting to the medical device and pharmaceutical industries. We use innovative qualitative and quantitative methodologies to research opinions of physicians, nurses and patients. We offer a management-oriented approach to product development and marketing.


### **MEDTRONIC NEUROLOGIC TECHNOLOGIES**

**BOOTHS #403, #405**

4620 North Beach Street  
Ft. Worth, TX 76137  
Tel: 817-788-6654  
Fax: 817-788-6401  
Website: [www.medtronic.com](http://www.medtronic.com)

Medtronic Neurologic Technologies provides superior products for the Cranial Neurosurgery market. Products include Midas Rex® Legend® drills, PS Medical® shunts, neuroendoscopes and cranial repair products.

# 16th Annual Meeting



## EXHIBITORS

### MEDTRONIC XOMED

**BOOTH #407**

6743 Southpoint Drive North  
Jacksonville, FL 32216  
Tel: 904-296-9600  
Toll Free: 800-874-5797  
Fax: 904-281-0966  
Website: [www.xomed.com](http://www.xomed.com)

Medtronic Xomed is a leading developer, manufacturer and marketer of surgical products for use by ENT specialists, Otolaryngologists, and Head & Neck surgeons. Medtronic Xomed markets over 4,000 products worldwide, including powered tissue-removal systems, curved blades and burs, other microendoscopy instruments, implantable devices, nerve monitoring systems, disposable fluid-control products, and image guidance products.

### ORTHO DEVELOPMENT CORP

**BOOTH #518**

12187 S. Business Park Drive  
Draper, UT 84020  
Tel: 801-913-8008  
Fax: 801-853-9993  
Website: [www.orionemf.com](http://www.orionemf.com)

Ortho Development Corporation is a Utah based medical device manufacturing company which manufactures Orion-IT<sup>™</sup> EMF Neuro Tissue Vaporizer.

### OSTEOMED L.P.

**BOOTH #501**

3885 Arapaho Road  
Addison, TX 75001  
Tel: 972-677-4600  
Fax: 972-677-4601  
Website: [www.osteomedcorp.com](http://www.osteomedcorp.com)

OsteoMed is a leading innovator, developer, manufacturer and marketer of specialty medical devices, surgical implants and powered surgical instruments.

### POREX SURGICAL, INC.

**BOOTH #401**

15 Dart Road  
Newnan, GA 30265  
Tel: 678-479-1610  
Fax: 678-423-1435  
Website: [www.porexurgical.com](http://www.porexurgical.com)

Porex Surgical Inc., is pleased to feature MEDPOR<sup>®</sup> Surgical Implants for permanent cranial reconstruction following neurosurgical procedures. MEDPOR Customized Implants are also available for large or irregular defects. With our new e-viewCT<sup>™</sup> technology, we help you fix defects at the speed of e.



# 16th Annual Meeting

## EXHIBITORS

### **RADIONICS**

**BOOTH #408**

22 Terry Avenue  
Burlington, MA 01803  
Tel: 781-565-1324  
Fax: 781-272-2428  
Website: [www.radionics.com](http://www.radionics.com)

For over 65 years Radionics has been delivering trusted products that have been engineered for accuracy. Radionics offers a full line of neurosurgical and radiotherapy technologies.

### **SCANLAN INTERNATIONAL, INC.**

**BOOTH #400**

One Scanlan Plaza  
Saint Paul, MN 55107  
Tel: 651-298.0997 / 800-328-9458  
Fax: 651-298-0018  
Website: [www.scanlaninternational.com](http://www.scanlaninternational.com)

Highest quality surgical products designed and manufactured by the Scanlan family since 1921. Neurosurgical Products: Bipolar Forceps, Suction Instruments, Scissors, Micro Titanium Instruments, IGS Markers.

### **STRYKER**

**BOOTHS #500, #502, #504**

4280 Commercial Avenue  
Portage, MI 49002  
Tel: 269-323-4199  
Fax: 269-324-5343  
Website: [www.stryker.com/microimplants](http://www.stryker.com/microimplants)

At Stryker, results matter. Our results include innovative image-guided systems, power tools, bone substitutes and rigid fixation. Visit us to discuss what matters to you.

### **SYNERGETICS™ INC.**

**BOOTH #508**

3845 Corporate Center Drive  
St. Charles, MO 63304  
Tel: 636-939-5100  
Fax: 636-939-6885  
Website: [www.synergeticsusa.com](http://www.synergeticsusa.com)

Synergetics™ OMNI™: power ultrasound that removes bone without kicking, skipping, chattering or spooling; offering improved control and tactile feedback. Also offering Spetzler TruMicro™ instruments.


### **SYNTHES MAXILLOFACIAL**

**BOOTH #404**

1301 Goshen Parkway  
West Chester, PA 19380  
Tel: 610-719-6552  
Fax: 610-719-6533

Synthes Maxillofacial is the sole authorized North American manufacturer and distributor of AO ASIF instruments and implants for internal fixation of craniomaxillofacial and mandibular trauma and reconstruction.

# 16th Annual Meeting



## EXHIBITORS

### THIEME MEDICAL PUBLISHERS

**BOOTHS #507, #509**

333 Seventh Avenue, 5th Floor  
New York, NY 10001  
Tel: 212-760-0888  
Fax: 212-947-1112  
Website: [www.thieme.com](http://www.thieme.com)

Atlases and Surgical References from Thieme and affiliated publishing houses will be featured along with Medical Imaging Books and CD's at the annual meeting.

### W. L. GORE & ASSOCIATES, INC.

**BOOTH #416**

1505 N. Fourth Street  
Flagstaff, AZ 86004  
Tel: 928-864-2557  
Fax: 928-864-2889  
Website: [www.goremedical.com](http://www.goremedical.com)

W. L. Gore & Associates, Inc. is the worldwide leader in expanded polytetrafluoroethylene (ePTFE) technology. The Medical Division of Gore specializes in the design and manufacture of innovative medical devices.

### W. LORENZ SURGICAL

**BOOTH #418**

1520 Tradeport Drive  
Jacksonville, FL 32218  
Tel: 904-741-9210  
Fax: 904-741-3912  
Website: [www.lorenzsurgical.com](http://www.lorenzsurgical.com)

W. Lorenz Surgical, Inc. is a leading manufacturer and distributor of advanced craniomaxillofacial products. The Company's product line includes LactoSorb® Resorbable Fixation, RapidFLAP Spindown and RapidFLAP LS cranial flap closure systems, Mimix™ bone replacement systems, HTR®-PMI, a patient-matched custom implant and a full armamentarium of Rigid Fixation Systems and Instrumentation.



## **FUTURE MEETINGS**

**2006 17TH ANNUAL MEETING**  
**FEBRUARY 16-19, 2006**

**PHOENIX, ARIZONA**  
**POINTE SOUTH MOUNTAIN RESORT**

**2008**


**5<sup>th</sup> International Skull Base Congress of the World  
Federation of Skull Base Societies & the Annual  
Meeting of the North American Skull Base Society**

**September 11-15, 2008**  
**Vancouver, BC**

# NORTH AMERICAN SKULL BASE SOCIETY

12100 SUNSET HILLS ROAD . SUITE 130 . RESTON, VA 20190 . 703-437-4377 . 703-435-4390

## MEMBERSHIP APPLICATION



Please select relevant membership:

- ☐ International Membership (\$100.00 Processing Fee)  
☐ North American Membership (\$100.00 Processing Fee)

PERSONAL:

FIRST NAME	MI	LAST NAME	DEGREE (S)
ADDRESS (ASSOCIATION OR INSTITUTION)			
STREET			
CITY	STATE	ZIP	COUNTRY
PHONE	FAX	EMAIL	

MEDICAL EDUCATION:

MEDICAL SCHOOL: INSTITUTION	DATE STARTED	DATE COMPLETED	
RESIDENCY: INSTITUTION	DATE STARTED	DATE COMPLETED	AREAS OF SPECIALIZATION
FELLOWSHIP: INSTITUTION	DATE STARTED	DATE COMPLETED	AREAS OF SPECIALIZATION

EXPERIENCE:

CURRENT CLINICAL SPECIALTY: \_\_\_\_\_ #YEARS OF PRACTICE: \_\_\_\_\_

HOSPITAL AFFILIATIONS: \_\_\_\_\_

TEACHING PROGRAM AFFILIATION: \_\_\_\_\_

SOCIETY MEMBERSHIPS ( ABBREVIATE): \_\_\_\_\_

ARE YOU BOARD CERTIFIED IN YOUR SPECIALTY? ☐ YES ☐ NO IF YES, YEARS OF CERTIFICATION \_\_\_\_\_

REFERENCES:

International Membership (Two active members from ANY International Society must sign this application.)

North American Membership (Two active NASBS members must sign this application.)

NAME	ADDRESS	SIGNATURE
NAME	ADDRESS	SIGNATURE

I certify that the above information is complete and accurate. I understand that any false information will disqualify me for membership. If approved for membership, I agree to abide by the bylaws of the Society.

Signature	Date	Social Security #
-----------	------	-------------------

For membership applicants: NASBS requests that payment accompany your application

Processing Fee: \$100.00

- ☐ My check is enclosed for the above amount, made payable to the North American Skull Base Society  
☐ Charge the above amount to: ☐ VISA ☐ Mastercard ☐ AMEX

Name on Card \_\_\_\_\_

Signature \_\_\_\_\_

Card # \_\_\_\_\_ Expiration Date \_\_\_\_\_

Please mail with payment to: NASBS. 12100 Sunset Hills Road. Suite 130, Reston, VA 20190 or Fax to: 703-435-4390



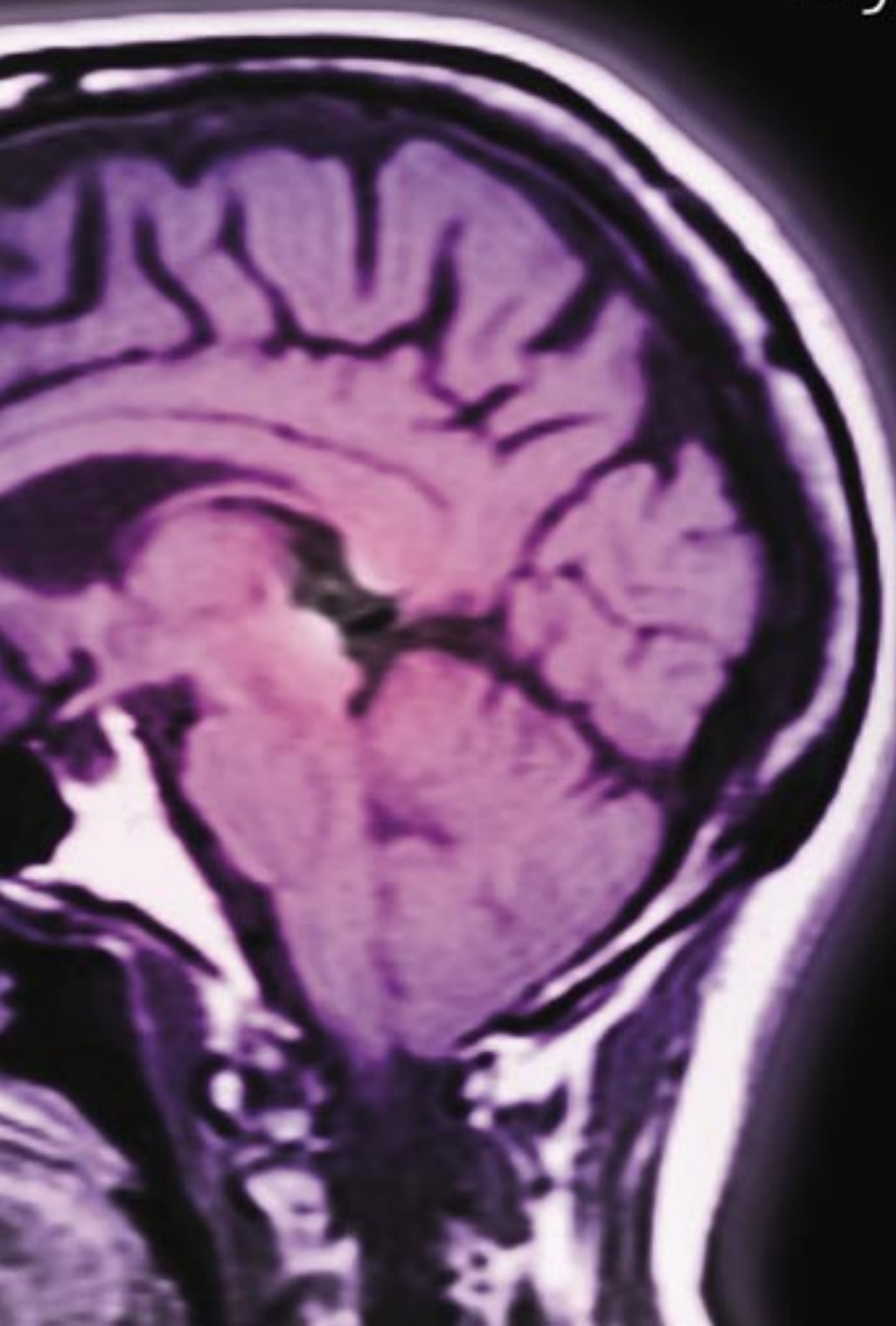
# Instruments For Endoscopic Skull Base Surgery



**STORZ**  
KARL STORZ ENDOSCOPY

THE DIAMOND STANDARD

KARL STORZ Endoscopy-America, Inc., 600 Corporate Pointe, Culver City, CA 90230-7600, USA, Phone: (310) 338-8100, Fax: (310) 410-5530, E-Mail: [info@ksea.com](mailto:info@ksea.com)  
KARL STORZ GmbH & Co. KG, Mittelstraße 8, D-78532 Tuttlingen/Germany, Phone: + 49 7461 / 70 80, Fax: 07461 / 70 81 05, E-Mail: [karlstorz-marketing@karlstorz.de](mailto:karlstorz-marketing@karlstorz.de)  
KARL STORZ Endoscopy-Canada, Ltd., 2345 Argentea Road, Suite 100, Mississauga, Ontario, Canada L5N 8K4, Phone: (800) 268-4880, Fax: (905) 858-0933  
KARL STORZ Endoscopia, Latino-America, 815 NW 57 Ave, Suite #480, Miami, Florida 33126-2042, USA, Telefono: (305) 262-8980, Telefax: (305) 262-8985



**stryker**

**Leibinger Micro Implants**

# **Comprehensive** Skull Base Surgery Systems

## **Universal Fixation**

Neuro Fixation Plates and Screws

## **INION**

Resorbable Plating System

## **BoneSource® Classic**

Proven Bone Substitute Technology

## **Colorado Needle**

Microdissection

For more information, contact  
Leibinger Micro Implants  
at 800-962-6558  
or visit [www.stryker.com](http://www.stryker.com)

**Visit us at Booth #500**