

NORTH AMERICAN SKULL BASE SOCIETY

16th Annual Meeting

Scientific Meeting & Exhibition



FINAL PROGRAM

**April 7 – 10, 2005
Westin Harbour Castle Hotel
Toronto, Ontario, Canada**




16th Annual Meeting

TABLE OF CONTENTS

Table of Contents

Officers and Committees	3 - 4
Honored Guests	5 - 7
General Information	8 - 10
Meeting Room Floor Plan	11
Program Information	12 - 25
Scientific Posters	26 - 27
Exhibitors Floor Plan	28
Exhibitors	29 - 35
Future Meetings	36
Membership Application Form	37

16th Annual Meeting



OFFICERS AND COMMITTEES

NORTH AMERICAN SKULL BASE SOCIETY

2004 BOARD OF DIRECTORS

Officers

President

Patrick J. Gullane, MD

President-Elect

Anil Nanda, MD (2004-2005)

Secretary

Franco DeMonte, MD (2004-2007)

Treasurer

Guy J. Petruzzelli, MD, PhD (2001-2005)

Immediate Past President

Jatin P. Shah, MD (2004-2005)

Directors at Large

Saleem I. Abdulrauf, MD (2004-2005)

Peter D. Costantino, MD (2002-2005)

Carl B. Heilman, MD (2004-2007)

Michael J. Holliday MD (2003-2006)

W. Scott Jellish, MD, PhD (2002-2005)

Suresh K. Mukherji, MD (2003-2006)

Peter C. Neligan, MD (2004-2007)

Daniel W. Nuss, MD, FACS (2004-2007)

Joseph M. Zabramski, MD (2003-2006)

Board of Advisors

Vinod K. Anand, MD (2002-2007)

Ian T. Jackson, MD (2001-2006)

Jon H. Robertson, MD (2003-2008)

Jatin P. Shah, MD (2004-2009)

Robert F. Spetzler, MD (2000-2005)



Patrick J. Gullane, MD
President



Anil Nanda, MD
President-Elect



Jatin P. Shah, MD
Immediate Past President

NASBS Headquarters

12100 Sunset Hills Road, Suite 130

Reston, VA 20190

Phone: 703-437-4377

Fax: 703-435-4390

Email: info@nasbs.org

Executive Director: Kathy Hoskins

Phone: 703-234-4130

Email: Khoskins@drohanmgmt.com

Director of Communications: Rita Jacobson

Phone: 703-234-4060

Email: Rjacobson@drohanmgmt.com

Director of Finance: Glenn Beales

Phone: 703-234-4090

Email: Gbeales@drohanmgmt.com

Director of Meetings and Marketing: Robin Turner

Phone: 703-234-4110

Email: rturner@drohanmgmt.com

NASBS Administrator: Monica Willis

Phone: 703-234-4103

Email: Mwillis@drohanmgmt.com

NASBS Administrative Assistant: Courtney Aloise

Phone: 703-234-4131

Email: Caloise@drohanmgmt.com



16th Annual Meeting

OFFICERS AND COMMITTEES

NORTH AMERICAN SKULL BASE SOCIETY

2004 COMMITTEES

Program Committee

Chairman: Peter Neligan, MD
Co-Chairman: Carl Heilman, MD
Saleem Abdulrauf, MD
Peter Cordeiro, MD
Franco DeMonte, MD
Fred Gentili, MD
Ehab Hanna, MD
Amin Kassam, MD
Anil Nanda, MD
Julian Nedzelski, MD
Dan Nuss, MD
Suresh Mukherji, MD
Carl Snyderman, MD

Research Committee

Chairman: Ehab Hanna, MD
Co-Chairman: Sandeep Samant, MD
Jay Boyle, MD
Francisco Civantos, MD
Carl Heilman, MD
Eugen Hug, MD
Robert Lorenz, MD
Thom Loree, MD
Snehal Patel, MD
Chris Rassekh, MD
Bhuvanesh Singh, MD

CME Committee

Chairman: Steven Newman, MD
Co-Chairman: Ashok Shaha, MD
Fred Gentili, MD
Randall Weber, MD

History & Archives Committee

Chairman: Jatin Shah, MD
Derald Brackman, MD
Paul Donald, MD
Steven Newman, MD
Laligam Sekhar, MD

Journal Committee

Chairman: Patrick Gullane, MD
Jatin Shah, MD
Carl Snyderman, MD
Suresh Mukherji, MD

Membership & Credentials Committee

Chairman: Franco DeMonte, MD
Anil Nanda, MD
James Netterville, MD
John Delashaw, MD
Jeremy Freeman, MD
Randall Porter, MD

Nominating Committee

Chairman: Jatin Shah, MD
Carl Snyderman, MD
Jonathan Irish, MD
Mark Linsky, MD

By-Laws Committee

Chairman: Mark Bilsky, MD
Eugen Hug, MD
John Leonetti, MD
Joseph Zabramsky, MD


2008 World Congress Meeting Committee

Franco DeMonte, MD
Daniel Nuss, MD
Saleem Abdulrauf, MD

Past Presidents

1990 Paul J. Donald, MD
1991 Laligram N. Sekhar, MD
1992 Ivo P. Janecka, MD
1993 Peter G. Smith, MD, PhD
1994 Albert L. Rhoton Jr., MD
1995 Hugh D. Curtin, MD
1996 Derald E. Brackmann, MD
1997 Ossama Al-Mefty, MD
1998 Steven A. Newman, MD
1999 John P. Leonetti, MD
2000 Robert F. Spetzler, MD
2001 Ian T. Jackson, MD
2002 Vinod K. Anand, MD
2003 Jon H. Robertson, MD
2004 Jatin Shah, MD

16th Annual Meeting



HONORED GUESTS

Each year, the North American Skull Base Society honors one or several individuals who has made major contributions to one of the disciplines dealing with the management of patients with diseases of the skull base. This year, President Patrick Gullane has chosen to honor Mr. Anthony Cheeseman, Dr. Alan Hudson, and Dr. Joram Raveh.

HONORED GUEST

ANTHONY D. CHEESEMAN, MD

Mr. Anthony Tony Cheeseman was born in Shoreham-by-Sea, Sussex, UK in 1939. He received his MD Degree from the University of London in 1965 and became Fellow of the Royal College of Surgeons, England in 1969. He served as Consultant Surgeon, Royal National Throat, Nose and Ear Hospital, London from 1974- 2001. Mr. Cheeseman held many leadership positions in Professional Organizations, including: President Section of Laryngology-Rhinology 1994-1995; Senior Member of European Skull Base Study Group; Founding Member International Skull Base Society; Founding Member British Society for Skull Base Surgery and Secretary of World Federation of Skull Base Societies.

Mr. Cheeseman has received numerous honors and awards during his career including: McBride Lectureship, University of Edinburgh for his pioneering work on "Craniofacial Resections for Tumors of the Nose and Sinus, 1982; The W.J. Harrison Prize, Royal Society of Medicine, 1985; Yearsley Lecturer for "Surgical Speech Rehabilitation", 1991; Hunterian Professor, Royal College of Surgeons, 1994-95; Honorary Fellowship, Royal College of Speech and Language Therapists, 1995; Walter Jobson Horne Prize, British medical Association, 1996 and Semon Lectureship, University of London, 1999.

He has published 102 peer-reviewed publications and contributed 27 chapters in textbooks.

His early pioneering work on "Anterior Craniofacial Resections for Tumors of the Nose and Sinuses" using a mini craniotomy was extremely visionary and helped to set the stage for the "Subcranial Approach" and more recently, minimal access surgical innovations.





16th Annual Meeting

HONORED GUESTS

ALAN HUDSON, OC

Dr. Alan Hudson was born in Cape Town in 1938 and received his MB degree from the University of Cape Town in 1960. He then embarked on a surgical career obtaining his Fellowship in General Surgery from Royal College of Surgeons, Edinburgh in 1964 and in Neurosurgery from the Royal College of Surgeons, Canada in 1968. In 1969 he was selected as the McLaughlin Fellow – Department of Human Anatomy, Oxford England. In 1979 Dr. Hudson was Appointed as Chair, Department of Neurosurgery, University of Toronto and in 1989 he was selected as the McCutcheon Chair and Surgeon-in-Chief at the Toronto Hospital. He served in this position until 1991 when he became President and CEO of the University Health Network, Toronto. In 2002 he was Appointed as President and CEO – Cancer Care Ontario and in 2003, Professor Emeritus, Department of Surgery, University of Toronto.



He has received numerous honors and awards during his career including: The Bruce Tovee Teaching Award, Department of Surgery, University of Toronto, 1980; Honorary President, World Federation of Neurosurgical Societies, 1986; Honorary Doctors Degree, Tokushima – 1988 and Honorary Fellow College of Physicians and Surgeons – South Africa, 1992. He was

Named to the Order of Canada, Officer in, 2000; establishment of Alan and Susan Hudson Chair in Neurosurgery, University of Toronto, 2000 for his contributions to neurosurgery; Salute to the City Award, 2002 and Queen's Jubilee Medal, 2003

His pioneering work on tumors of the “Brachial Plexus” including their surgical management helped to revolutionize the surgical outcome of these complex neoplasms.

He has published 125 peer-reviewed publications, 2 textbooks and numerous chapters to books.

We are privileged to have this “Pioneer Neurosurgeon, Educator and Leader” as our Guest of Honor.

16th Annual Meeting



HONORED GUESTS

JORAM RAVEH, MD, DMD

Dr. Joram Raveh was born in Tel-Aviv, Israel, in 1940. He received his DMD from the University of Berne, Switzerland in 1967 and his MD from the University of Tel-Aviv in 1972. Dr. Raveh is Board Certified in the disciplines of Maxillofacial Surgery (University of Tel-Aviv) and Otolaryngology-Head and Neck Surgery (University of Berne). This training enabled him to develop and establish a unique Department in Berne which includes all aspects of both disciplines, including major skull base surgery and facial plastic and reconstructive surgery. In 1985 he was Appointed as Head, Full Professor and Active Member of the Faculty of Medicine, University of Berne. Since 1978 he has developed multiple new surgical methods which have helped to enhance the disciplines of Otolaryngology-Head and Neck Surgery, Skull Base and Maxillofacial Surgery.



Dr. Raveh has held numerous leadership positions in professional Organizations including the European Skull Base Society. His participation in the North American Societies has included invitation to Annual Meetings and Courses of the North American Skull Base Society and the American Academy of Otolaryngology-Head and Neck Society where he was awarded the AAO-HNS Foundation Certificate of Honour in 1997.

His pioneering work on Anterior and Central Skull Base Surgery included the development of the “Subcranial Approach” which has been adopted by all Specialties and has helped to enhance patient outcome and minimize morbidity. The “Subcranial Approach” has resulted in major advances to the management of Skull Base injuries avoiding frontal lobe retraction and enabling Skull Base reconstruction including optic nerve decompression within the first “Golden Hours”.

Dr. Raveh has delivered numerous keynote presentations at International Society Meetings. He has published 112 peer-reviewed papers in Scientific Journals and 17 book chapters.

His innovative surgical techniques and approaches in Skull Base Surgery have gained Global Impact. We are privileged to have this “Pioneer Anterior Skull Base Surgeon” amongst us today as our Guest of Honor.

PAST HONORED GUESTS

1990	Edwin W. Cocke Jr., MD	1998	Kil Soo Choi, MD
1991	Leonard I. Malis, MD		Dwight Parkinson, MD
1992	Madjid Samii, MD		Naoaki Yanagihara, MD
1993	Michael E. Glasscock III, MD	2000	Derald E. Brackmann, MD
1994	Johannes Lang, MD		Peter J. Jannetta, MD
	Robert G. Ojemann, MD	2001	T.A.H (Rab) Hide, FRCS
	Kurt F. Schurmann, MD	2002	Wolfgang Draf, MD
1995	Peter M. Som, MD		Albert L. Rhoton Jr., MD
1996	William E. Hitselberger, MD		M. Gazi Yasargil, MD
	William F. House, MD	2003	Paul J. Donald, MD
1997	Ugo Fisch, MD	2004	Alfred S. Ketcham, MD
			John S. Lewis, MD



16th Annual Meeting

GENERAL INFORMATION

MEETING LOCATION

All scientific sessions for the Annual Meeting of the North American Skull Base Society (NASBS) will be held at the Westin Harbour Castle Hotel in Toronto, Ontario, Canada.

REGISTRATION

On-site registration for the meeting will be held at the Westin Harbour Castle Hotel at the following times:

Thursday, April 7	2:00 p.m. – 6:00 p.m.
Friday, April 8	7:00 a.m. – 5:30 p.m.
Saturday, April 9	7:00 a.m. – 5:30 p.m.
Sunday, April 10	7:00 a.m. – 1:00 p.m.

GUEST REGISTRATION

Spouses or guests of registrants, who do not attend the scientific sessions, may register as a guest. The guest registration fee includes the President's Reception, Wine & Cheese Reception, and the Annual Banquet.

EXHIBIT HOURS

Friday, April 8	6:00 p.m. – 8:00 p.m.
Saturday, April 9	7:00 a.m. – 3:30 p.m.
Sunday, April 10	7:00 a.m. – 1:00 p.m.

SPEAKER READY ROOM

A Speaker Ready Room will be available for all presenters to use. You are urged to visit the Speaker Ready Room to reconfirm your audio/visual needs and review your presentation. An audio/visual technician will be available to assist you. Hours of operation:

Friday, April 8	7:30 a.m. – 5:30 p.m.
Saturday, April 9	7:00 a.m. – 5:30 p.m.
Sunday, April 10	7:00 a.m. – 1:00 p.m.


DISCLOSURE OF COMMERCIAL RELATIONSHIPS

As a sponsor accredited by the Accreditation Council for Continuing Medical Education, the Society and the Continuing Medical Education Committee of the North American Skull Base Society must insure balance, independence, objectivity, and scientific rigor in all its individually sponsored or jointly sponsored educational activities. All speakers and faculty participating in a sponsored activity are expected to disclose to the activity audience any significant financial interest or other relationship (1) with the manufacturer(s) of any commercial product(s) and/or provider(s) of commercial services discussed in an educational presentation and (2) with any commercial supporters of the activity (significant financial interest or other relationship can include such things as grants or research support, employee, consultant, major stock holder, member of speakers bureau, etc.) The intent of this disclosure is not to prevent a speaker with a significant financial or other relationship from making a presentation, but rather to provide listeners with information on which they can make their own judgments. It remains for the audience to determine whether the speaker's interests or relationships may influence the presentation with regard to exposition or conclusion. Presenters are also expected to disclose if their presentation includes discussion of any pharmaceutical products or medical devices that are considered investigational (not FDA approved use; "off label").

MEMBERSHIP IN THE NORTH AMERICAN SKULL BASE SOCIETY

The fee for membership in the North American Skull Base Society is \$275.00 per year. Membership in the society includes a discounted fee to the annual meeting, practical courses, the society newsletter, and the journal *Skull Base: An Interdisciplinary Approach*. For information on joining NASBS, please call the society's headquarters at 703-437-4377 or visit the website at www.nasbs.org.

16th Annual Meeting



GENERAL INFORMATION

SUPPORT TO THE SOCIETY

We gratefully acknowledge the following companies for providing financial support for the Annual Meeting:

Advanced Bionics	Market Access Partners
Aesculap	Medtronic Neurologic Technologies
The Anspach Companies	Medtronic Xomed
Cardinal Health, v. Mueller Neuro/Spine Products	Ortho Development Corporation
Citagenix	Osteomed L.P.
Codman, a Johnson & Johnson company	Porex Surgical, Inc.
Confluent Surgical	Radionics
Cook Surgical	Scanlan International, Inc.
Elsevier Canada	Stryker
Ethicon Products Worldwide, a Johnson & Johnson Company	Synergetics™ Inc.
GE Healthcare	Synthes Maxillofacial
Integra™	Thieme Medical Publishers
Karl Storz Endoscopy-America, Inc.	W.L. Gore & Associates, Inc.
KLS- Martin LP	W. Lorenz Surgical
Leica Microsystems	

ANNUAL MEETING EDUCATIONAL OBJECTIVES

Through participation in this Annual Meeting, members of the North American Skull Base Society and other attendees will have the opportunity to:

- Discuss the evolving role of minimally invasive and endoscopic skull base surgery; identify the potential of new technologies in neuro-navigation and stereotaxis;
- Discuss the developing alternative treatment modalities, such as stereotactic radio surgery that can be utilized for management of tumors of the skull base;
- Review the status of medical alternatives to traditional surgery, such as medical and hormonal therapy and gene manipulation.
- Recognize the potential complications of skull base surgery with particular emphasis on identifying pre-operative risk factors and intra-operative warning signs;
- Describe the importance of short-term care and recognize the potential and limitations in long-term rehabilitation for patients with skull base lesions;
- Discuss the recent advances in skull base pathology and surgery.

CME ACCREDITATION

The North American Skull Base Society is accredited by the Accreditation Council for Continuing Medical Education to sponsor continuing medical education for physicians. The NASBS designates Category 1 credit towards the AMA Physician's Recognition Award for the Annual Meeting for up to 18.75 hours. Each physician should claim only those hours of credit that he/she actually spent in the educational activity.



16th Annual Meeting

GENERAL INFORMATION

BADGES

Badges should be worn at all times during scheduled meeting activities. Your badge is your admission pass for all meeting sessions, social events, and exhibit hall.

MEETING LANGUAGE

The language used at the meeting will be English.

SMOKING

Smoking is not permitted in any room or area in which a meeting is sponsored or an organized activity is held. This prohibition includes the registration area, the exhibit hall, and rooms in which meetings and social events are held.

TRANSPORTATION TO PEARSON AIRPORT AT THE CONCLUSION OF THE MEETING

NASBS has arranged for buses to take meeting attendees and their guests from the Westin Harbour Castle Hotel to Pearson Airport on Sunday, April 10. **Please notify the NASBS staff at the meeting registration desk by no later than 4:00 p.m. on Friday, April 8, if you plan to use this service.** All buses will depart promptly at 1:30 from the hotel. Please plan to find alternate transportation if your travel plans do not fit with the 1:30 departure time.


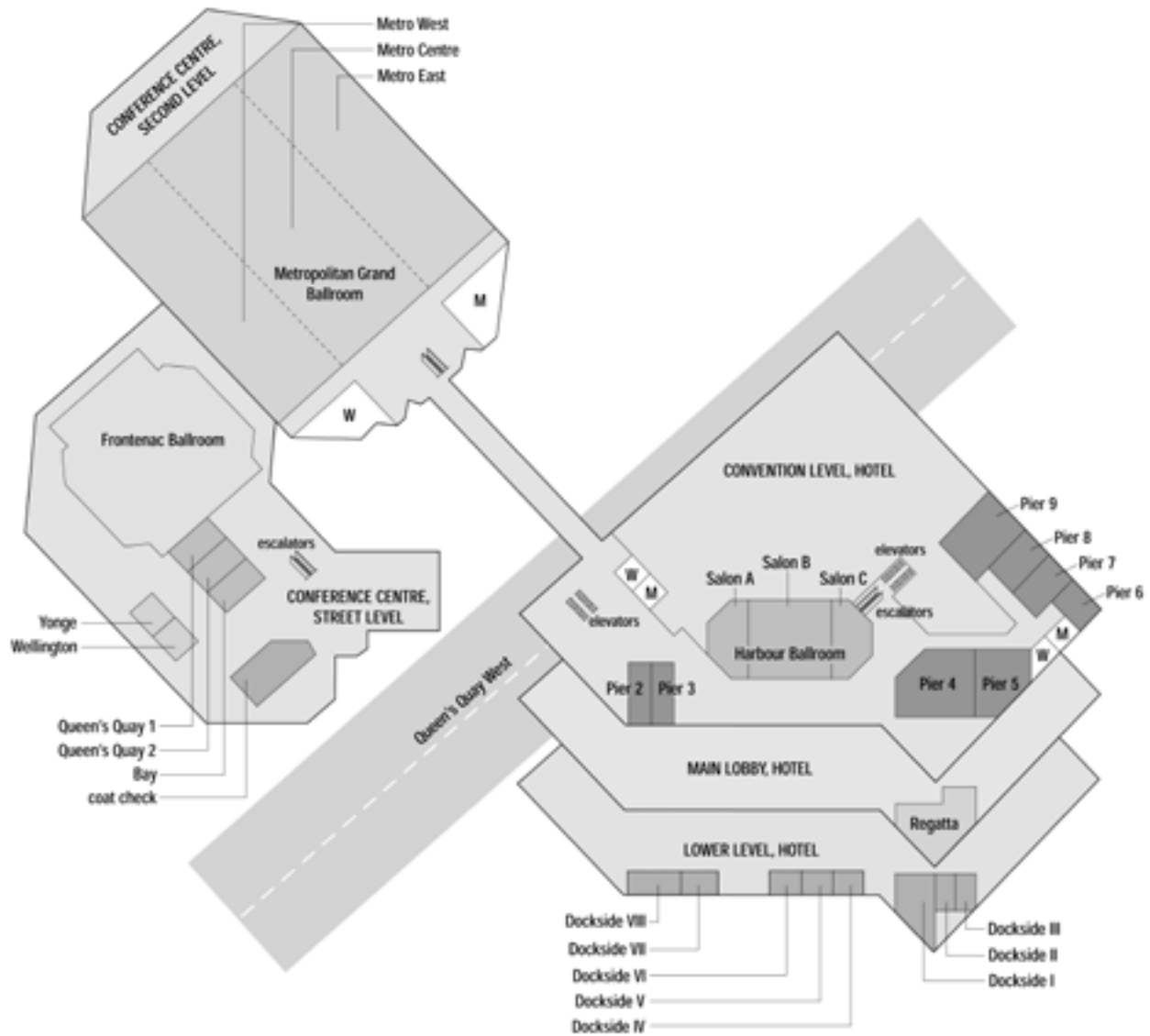
Society ties Society ties Society ties



The NASBS Society necktie is available for purchase at the meeting registration desk.

The cost per tie is \$35.00.

THE WESTIN HARBOUR CASTLE TORONTO FLOOR PLAN





16th Annual Meeting

PROGRAM INFORMATION

THURSDAY, APRIL 7, 2005

2:00 PM - 6:00 PM **Registration Open**
Metro East Foyer

6:00 PM - 8:00 PM **President's Welcome Reception**
Regatta Room

FRIDAY, APRIL 8, 2005

7:00 AM - 5:30 PM **Registration Open**
Metro East Foyer

7:00 AM - 7:50 AM **Continental Breakfast**
Metro Foyer

Plenary Session #1

8:00 AM - 8:10 AM **Opening Remarks by the President: Patrick J. Gullane**
Metro West Program Overview: Peter Neligan and Carl Heilman

8:10 AM - 9:30 AM **Panel #1: Progress and Controversies in Skull Base Tumor Management.**
Metro West **Endoscopic Approaches, Open Approaches, Radiation Oncology**
Paul Donald (Moderator), Carl Snyderman, Ossama Al-Mefty, Brian O'Sullivan

9:30 AM - 9:50 AM **Update of New Available Technology from Industry of Use to the Skull Base Surgeon**
Metro West Carl B. Heilman

9:50 AM - 10:00 AM **Introduction of Honored Guests**
Mr. Anthony Cheesman, Dr. Alan Hudson, and Dr. Joram Raveh

10:00 AM - 10:30 AM **Refreshment Break**
Metro Foyer


10:30 AM - 11:30 AM **Panel #2: Management of Paragangliomas**
Metro West John Waldron (Moderator), John Leonetti, Bernard Cummings

11:30 AM - 12:00 Noon **Presidential Address: Patrick J. Gullane**
Metro West *"If you come to a fork in the road...take it"*

12:00 Noon - 12:15 PM **NASBS Lifetime Achievement Award: Dr. Albert Rhoton**
Metro West Introduction by Jon Robertson

12:15 PM - 1:30 PM **Lunch**
Metro East

16th Annual Meeting



PROGRAM INFORMATION

Plenary Session #2

1:30 PM - 2:00 PM
Metro West

Keynote Address: The Future of Imaging and Navigation
David Jaffrey, PhD
Introduced by: Johnathan Irish

2:00 PM - 3:00 PM
Metro West

Tumor Board
Dennis Kraus (Moderator),
Peter Batra, Mark Bilsky, Jonathan Irish, Amin Kassam, Norbert Liebsch

3:00 PM - 3:30 PM
Metro Foyer

Refreshment Break

3:30 PM - 5:30 PM
Metro West

Proffered Papers – Oral Presentations
Scientific Session A-1
Abstracts # 1-6

Moderators:
Michael Cusimano
Daniel Nuss

3:30 PM - 3:36 PM

Abstract #1
Endoscopic Endonasal Surgery of Clivus Lesions
Carl Heilman, MD (presenter), Donald Annino DDS, MD, James Kryzanski, MD (Boston, USA)

3:36 PM - 3:42 PM

Abstract #2
Complete Endoscopic Resection of Esthesioneuroblastoma
Umamaheswar Duvvuri Uma Duvvuri MD PhD (presenter), Ricardo Carrau, MD,
Carl Snyderman, MD, Amin Kassam, MD (Pittsburgh, USA)

3:42 PM - 3:48 PM

Abstract #3
Endoscopic Endonasal Trans sphenoidal Approach in 83 Patients
José Alberto Landeiro, MD (presenter), (Rio de Janeiro, Brazil)

3:48 PM - 3:54 PM

DISCUSSION

3:54 PM - 4:00 PM

Abstract #4
New Horizons in Endoscopic Endonasal Skull Base Surgery
Theodore H. Schwartz, MD (presenter), Vijay K. Anand, MD (New York, USA)

4:00 PM - 4:06 PM

Abstract #5
Resection of Anterior Skull Base Tumors: Comparison of Combined Traditional and Endoscopic Approaches
Pete S. Batra, MD (presenter), C. Arturo Solares, MD; Martin J. Citardi, MD; Joung Lee, MD;
Donald C. Lanza, MD (Cleveland, USA)



16th Annual Meeting

PROGRAM INFORMATION

4:06 PM - 4:12 PM

Abstract #6

Endoscopic Repair of Cerebrospinal Fluid Leaks of the Sinonasal Tract

Ricardo L. Carrau, MD (presenter), Amin B. Kassam, MD, Carl H. Snyderman, MD, Michael Horowitz, MD (Pittsburgh, USA)

4:12 PM - 4:18 PM

DISCUSSION

Abstracts # 7 – 15

Moderators:

Stephen Haines
Sandeep Samant

4:18 PM - 4:24 PM

Abstract #7

Craniofacial Resection of Skull Base Tumors: Decreasing Perioperative Complications and Morbidity

Khalid Chowdhury, MD, MBA (presenter), John P. Campana, MD (Denver, USA)

4:24 PM - 4:30 PM

Abstract #8

Causes Of Perioperative Death In Skull Base Surgery

Paul J. Donald, MD (presenter), (Sacramento, USA)

4:30 PM - 4:36 PM

Abstract #9

Severe Epistaxis from Metastatic Renal Cell Carcinoma: Management of a Difficult Case

Carl Snyderman (presenter), Michael Horowitz, MD Amin Kassam, MD (Pittsburgh, USA)

4:36 PM - 4:42 PM

DISCUSSION

4:42 PM - 4:48 PM

Abstract #10

Exposure of the Distal Cervical Internal Carotid Artery: Surgical Anatomy and Morphometric Study

Jeffrey T. Keller, PhD (presenter), Federica Beretta, MD; Mario Zuccarello, MD (Cincinnati, USA)

4:48 PM - 4:54 PM

Abstract #11

Anatomical Motivation, Preoperative Planning and Use of Translabellar-Transethmoidal (TGL-TE)

Approach for Removal of Large and Giant Tumors of Sellar Region

Yuri Shulev, MD, PhD (presenter), Jamil Rzaev, MD; Hovanes Hakobyan, MD (St. Petersburg, Russia)

4:54 PM - 5:00 PM

Abstract #12

The Subfrontal Versus The Subcranial Approach – Variations and Indications

Nevo Margalit, MD (presenter), Ziv Gil, MD; Dan Fliss, MD (Tel Aviv, Israel)

5:00PM - 5:06 PM

DISCUSSION


5:06 PM - 5:12 PM

Abstract #13

Posterior Midline Approach for Large Anterior/Anterolateral Foramen Magnum Tumours

S.K. Gupta, M.Ch (presenter), R.Chhabra, M.Ch.; K.K.Mukherjee, M.Ch.; S.Mohindra, M.Ch.; V.K.Khosla, M.Ch. (Chandigarh, India)

16th Annual Meeting



PROGRAM INFORMATION

- 5:12 PM - 5:18 PM **Abstract #14**
Combined Presigmoid Surgical Approches : Indications, Anatomy, Techniques, Results and Complications
Jacques J. Morcos, MD, FRCS(Eng), FRCS(Ed) (presenter), Mustafa Baskaya, MD;
Ernesto Coscarella MD (Miami, USA)
- 5:18 PM - 5:24 PM **Abstract #15**
Quantification of Exposure of the Petrous Internal Carotid Artery Using the Transzygomatic Extended Middle Fossa Approach: A Cadaveric Morphometric Study
James K. Liu, MD (presenter), William T. Couldwell, MD, PhD (Salt Lake City, USA)
- 5:24 – 5:30 PM **DISCUSSION**
- 3:30 PM - 5:30 PM **Preferred Papers – Oral Presentations**
Pier 2 **Scientific Session B-1**
 Abstracts # 16-24
- Moderators:**
 Julian Nedzelski
 Marc Schwartz
- 3:30 PM - 3:36 PM **Abstract #16**
Use of the Faden Procedure to Increase Area on Binocularity in Patients with Persistent Cranial Nerve Palsies
Steven A. Newman, MD (presenter), (Charlottesville, USA)
- 3:36 PM - 3:42 PM **Abstract #17**
Prediction of Hearing Preservation in Vestibular Schwannoma Removal by the Retrosigmoid Approach
David W. Rowed, MD, FRCSC (presenter), Julian M. Nedzelski, MD, FRCSC;
Joseph M. Chen, MD FRCSC; David A. Houlden PhD (Toronto, Canada)
- 3:42 PM - 3:48 PM **Abstract #18**
Costs Related to Conservative and Active Management of Vestibular Schwannomas within the Canadian Health Care System
Richard Anthony, MA, FRCS (presenter), Tsai V MD; Taplin FRACS; Rutka JA MD, FRCSC© (Toronto, Canada)
- 3:48PM - 3:54 PM **DISCUSSION**
- 3:54 PM - 4:00 PM **Abstract #19**
Management of Hearing in Patients with Neurofibromatosis Type 2
John G. Golfinos, MD (presenter), J. Thomas Roland, Jr., MD (New York, USA)
- 4:00 PM - 4:06 PM **Abstract #20**
The Bone-Anchored Cochlear Stimulator for Rehabilitation of Unilateral Sensorineural Hearing Loss after Lateral Skull Base Surgery
Sam J. Marzo, MD (presenter), John P. Leonetti, MD (Maywood, USA)




16th Annual Meeting

PROGRAM INFORMATION

- 4:06 PM - 4:12 PM **Abstract #21**
The Evaluation and Management of Cerebrospinal Fluid Otorrhea
Sam Lavine, MD (presenter), Lorenzo Munoz MD; Mathew Kircher (Chicago, USA)
- 4:12 PM - 4:18 PM **DISCUSSION**
- 4:18 PM - 4:24 PM **Abstract #22**
Selective 12-7 Nerve Grafting for Facial Paralysis
Michael J. O'Leary, MD, FACS (presenter), Perry Mansfield, MD, FRCSC; Sanjay Ghosh, MD; Peter J. Martin, MD, FACS (San Diego, USA)
- 4:24 PM - 4:30 PM **Abstract #23**
Neurotrophic Keratopathy and Facial Nerve Palsy
Amjad Z. Ahmad, MD (presenter), Matthew H. Kim, MD (Maywood, USA)
- 4:30 PM - 4:36 PM **Abstract #24**
The Identification and Management of Cerebrospinal Fluid Fistula of the Temporal Bone
John P. Leonetti, MD (presenter), Sam Marzo, MD; Douglas Anderson, MD; Thomas Origiano, MD, PhD; Daniel D. Vukas, MD; Chad A. Zender MD (Maywood, USA)
- 4:36PM - 4:42 PM **DISCUSSION**
- Abstracts # 25-31**
- Moderators:**
Mark Bilsky
Jeremy Freeman
- 4:42 PM - 4:48 PM **Abstract #25**
Clinical Experience with the Endoscopic Transsphenoidal Approach for Petrous Apex Lesions
Umamaheswar Duvvuri Uma Duvvuri (presenter), Carl Snyderman, MD, Ricardo Carrau, MD, Amin Kassam, MD (Pittsburgh, USA)
- 4:48 PM - 4:54 PM **Abstract #26**
Facial Nerve Monitoring vs Versus BIS to Predict Movement During Skull Base Surgery
W. Scott Jellish, MD, PhD (presenter), John Leonetti, MD; Elaine Fluder, RN, MSN; Michael Macken, MD (Maywood, USA)
- 4:54 PM - 5:00 PM **Abstract #27**
Direct to-Hpoglossal Neuroorrhaphy for Facial Paralysis Rehabilitation
J. Thomas Roland, Jr., MD (presenter), Andrew J. Fishman, MD; Philip Miller, MD; Karen Lin, MD (New York, USA)
- 5:00PM - 5:06 PM **DISCUSSION**
- 5:06 PM - 5:12 PM **Abstract #28**
Endoscopic Management of Petrous Apex Cholesterol Granulomas
Jennifer L. Smullen, MD (presenter), Adrien A. Eshraghi, MD, MSc; Joshua K. Mondschein, BS; Fred F. Telischi, MD, MEE (Miami, USA)

16th Annual Meeting



PROGRAM INFORMATION

- 5:12 PM - 5:18 PM **Abstract #29**
Intraoperative Imaging of the Temporal Bone Using a Mobile C Arm for High-Resolution Cone-Beam CT: Pre-Clinical Investigation and Demonstration of 3D Image Quality
Mark Rafferty, MD, FRCSI(ORL) (presenter), J. H. Siewerdsen, MD, Y Chan, MD, D. J. Moseley, MD, D. A. Jaffray, MD, J Irish, MD (Toronto, Canada)
- 5:18 PM - 5:24 PM **Abstract #30**
Prevention and Treatment of Cerebrospinal Fluid Leak in Translabyrinthine Surgery for Acoustic Neuroma
Marc S. Schwartz, MD (presenter), Derald E. Brackmann, MD; Jose N. Fayad, MD; Rick A. Friedman, MD, PhD; William H. Slattery, MD; William E. Hitselberger, MD (Los Angeles, USA)
- 5:24 PM - 5:30 PM **Abstract #31**
The Pericranial Wrapping of the Frontal Bone After Anterior Skull Base Tumor Resection
Ziv Gil, MD, PhD (presenter), Dan M. Fliss, MD (Tel-Aviv, Israel)
- 5.30 - 6.00 PM **Invited Lecture: Anatomy of the Midline Skull Base**
Albert Rhoton, MD
Introduced by: Carl Heilman
- 6:00 PM - 8:00 PM Wine & Cheese Reception - Exhibit Hall Opens
Metro Centre

SATURDAY, APRIL 9, 2005

- 7:00 AM - 5:30 PM **Registration Open**
Metro Foyer
- 7:00 AM - 7:45 AM **Instructional Courses and Continental Breakfast**
- | | | |
|-------------------|------------------|--|
| <i>Dockside 1</i> | Course #1 | Management of Complex Meningiomas
Fred Gentili and Laligram Sekhar |
| <i>Dockside 2</i> | Course #2 | Subcranial Approach to the Cranial Base
Daniel Fliss and Joram Raveh |
| <i>Dockside 3</i> | Course #3 | Neurovascular Surgery
Chandra Sen and Christopher Wallace |
| <i>Dockside 6</i> | Course #4 | Reconstruction Options
Peter Neligan and Ralph Gilbert |

Plenary Session #3

- 8:00 AM - 9:30 AM **Panel #3: Endoscopic Versus Open Surgery for Skull Base**
Metro West
Ian Witterrick (Moderator), Richard Carrau, Franco DeMonte, Ehab Hanna, Amin Kassam
- 9:30 AM – 10:00 AM **Keynote Address: Proton Beams and the Skull Base**
Metro West
John Munzenrider, MD
Introduced by: Brian O' Sullivan




16th Annual Meeting

PROGRAM INFORMATION

- 10:00 AM - 10:30 AM **Refreshment Break in the Exhibit Hall**
Metro Centre
- 10:30 AM - 12:00 Noon **Operative Techniques With the Masters: Video Presentation of Intra-Operative Pearls and Nuances**
Metro West
Saleem Abulrauf (Moderator), Ossama Al-Mefty, John Leonetti, Nelson M. Oyesiku, Laligram N. Sekhar, Jatin P. Shah
- 12:00 Noon - 12:30 PM **Keynote Address: The History of the North American Skull Base Society**
Metro West
Jatin Shah, MD
Introduced by: Patrick Gullane
- 12:30 PM - 1:30 PM **Lunch and Annual Business Meeting (NASBS Members Only)**
Metro East
- 1:30 PM - 2:00 PM **Keynote Address: Management of the Paralyzed Face**
Metro West
Ralph Manktelow, MD
Introduced by: Peter Neligan
- 2:00 PM - 3:00 PM **Concurrent Sessions**
Pier 2
- Metro West*
- Panel #4: Complications in the Skull Base and Their Avoidance**
Fred Gentili (Moderator), Peter Costantino, Jacques Morcos, Thomas Origitano
- Panel #5: Petrous Apex Lesions**
Joe Chen (Moderator), Michael Cusimano, Amin Kassam, Julian Nedzelski
- 3:00 PM - 3:30 PM **Refreshment Break in the Exhibit Hall**
Metro Centre
- 3:30 PM - 5:30 PM **Proffered Papers – Oral Presentations**
Metro West
Scientific Session A-2
Abstracts # 32-40
- Moderators:**
Vinod Anand
Gady Hae-El
- 3:30 PM - 3:36 PM **Abstract #32**
The Emerging Trends in the Epidemiology of Traumatic Optic Neuropathy at the Largest Adult Trauma Center in Canada
Farhad Pirouzmand, MD, FRCSC (presenter), (Toronto, Canada)
- 3:36 PM - 3:42 PM **Abstract #33**
Visual Outcome Following Surgical Management of Clinoidal Meningiomas
Burak Sade, MD (presenter), Joung H. Lee, MD (Cleveland, USA)
- 3:42 PM - 3:48 PM **Abstract #34**
Surgical Resection of Locally Advanced Granular Cell Tumor of the Orbit
Dominick I. Golio, MD (presenter); Sujit Prabhu, MD; Bitu Esmaeli, MD (Houston, USA)

16th Annual Meeting



PROGRAM INFORMATION

- 3:48 PM - 3:54 PM **DISCUSSION**
- 3:54 PM - 4:00 PM **Abstract #35**
Tuberculum Sella Meningioma – Nine Cases Done in 18 months by One Surgeon and One Neuro-Ophthalmologist. Surgical Indications, Technique and Visual Outcome
Nevo Margalit, MD (presenter), Anat Kesler, MD (Tel Aviv, Israel)
- 4:00 PM - 4:06 PM **Abstract #36**
Mucopyocele Involving the Frontal Sinus and Lateral Orbit Presenting with a Ten Year History of Progressive Proptosis
Dennis Cramer, DO (presenter), Javed Siddiqi, MD; Dan Miulli, DO; John Cantando, DO (Colton, USA)
- 4:06 PM - 4:12 PM **Abstract #37**
SPECT Thallium Imaging in Meningiomas: Early Functional Indications in Neovascularity and Tumor Recurrence
Raj K. Shrivastava, MD (presenter), Chandranath Sen, MD; Munir Ghesani, MD (New York, USA)
- 4:12 PM - 4:18 PM **DISCUSSION**
- 4:18 PM - 4:24 PM **Abstract #38**
The Vidian Nerve: Computer-based CT Scan Measurements and Clinical Utility as an Anatomic Guide in Skull Base Surgery
C. Arturo Solares, MD (presenter), James L. Netterville, MD, Martin J. Citardi, MD; Pete S. Batra, MD; Robert R. Lorenz, MD (Cleveland, USA)
- 4:24 PM - 4:30 PM **Abstract #39**
Skull Base Surgery with and Expanded, Compact Intraoperative MRI
Michael Schuller, MD (presenter), Erik Cohen, MD; Roger Turbin, MD; Paul Langer, MD; Soly Baredes, MD (Newark, USA)
- 4:30 PM - 4:36 PM **Abstract #40**
Image-Guided Cranial Base Surgery: An Atlas of Fiducial Based Registration Protocols
Devin Vikram Amin, MD, PhD (presenter), Amin Kassam, MD, MPH; Carl Snyderman, MD, FACS (Pittsburgh, USA)
- 4:36 PM - 4:42 PM **DISCUSSION**
- Abstracts # 41 - 47**
- Moderators:**
 Dan M. Fliss
 Anne Keller
- 4:42 PM - 4:48 PM **Abstract #41**
Mobile C-Arm Cone-Beam CT: A Novel Image-Guidance Technology for Head and Neck Surgery
Yvonne Chan, MD (presenter), Jeffrey H. Siewerdsen, PhD; Mark Rafferty, MD; Douglas J. Moseley, PhD; David A. Jaffray, PhD; Jonathan C. Irish, MD (Toronto, Canada)



16th Annual Meeting

PROGRAM INFORMATION

4:48 PM - 4:54 PM

Abstract #42

High Resolution Flat-Panel Detector Volume-CT Could Improve Skull Base Imaging and Therefore Surgical Planning and Intraoperative Navigation

Soenke H. Bartling, MD (presenter), Christian Dullin, PhD; Omid Majdani, MD; Prof. Thomas Lenarz, MD; Timo Stoeber, MD; Prof. Eckhardt Grabbe, MD; Prof. Hartmut Becker, MD (Hannover, Germany)

4:54 PM - 5:00 PM

Abstract #43

Secondary Osteosarcoma of the Cranial Base Following Treatment of Retinoblastoma

Mark A. Varvares, MD (presenter), Joseph Chiura, BS; Christina Coughlin, MD; Fred Barker, MD; Peter Adamson, MD (St. Louis, USA)

5:00 PM - 5:06 PM

DISCUSSION

5:06 PM - 5:12 PM

Abstract #44

The Role of Proton Radiotherapy in the Management of Paranasal Sinus and Anterior Skull Base Malignancies

Annie W. Chan, MD (presenter), James F. McIntyre, MD; Mark A. Varvares, MD; Derrick T. Lin, MD; Richard L. Fabian, MD; Daniel G. Deschler (Boston, USA)

5:12 PM - 5:18 PM

Abstract #45

Treatment of Uncommon Cerebrospinal Fluid Fistula and Encephalocele

Kurt Laedrach, MD, DMD (presenter), Joram Raveh, MD, DMD; Anton Lukes (Bern, Switzerland)

5:18 PM - 5:24 PM

Abstract #46

Intralabyrinthine Transmastoid Approach for Jugular Foramen Schwannomas

Kyu-Sung Lee, MD (presenter), (Seoul, Korea)

5:24 PM - 5:30 PM

Abstract #47

Craniofacial Resection for Malignant Melanoma of the Skull Base. Report of an International Collaborative Study

Ian Ganly, MD, PhD (presenter), Snehal G. Patel, MD, Patrick G Bridger, MD, Giulio Cantu, MD, Anthony Cheesman, MD, Geraldo De Sa, MD, Paul Donald, MD, Dan Fliss, MD, Patrick Gullane, MD, Ivo Janecka, MD, Shin-etsu Kamata, MD, Luiz P Kowalski, MD, Dennis H. Kraus MD, Paul Levine, MD, Luiz R Medina, MD, Sultan Pradhan, MD, Victor Schramm, MD, Bhuvanesh Singh, MD, Carl Snyderman, MD, William I Wei, MD, Jatin P Shah, MD (New York, USA)

3:30 PM – 5:30 PM

Pier 2

Preferred Papers – Oral Presentations

Scientific Session B-2

Abstracts # 48-53

Moderators:

Marc Delacure

Ralph Gilbert


3:30 PM - 3:36 PM

Abstract #48

Skull Base Reconstruction in Pediatric Patients

Brian A. Moore, MD (presenter), David W. Chang, MD (Houston, USA)

16th Annual Meeting



PROGRAM INFORMATION

- 3:36 PM - 3:42 PM **Abstract #49**
Frontal Sinus Fractures: Advances in Reconstruction
Khalid Chowdhury, MD, MBA (presenter), Bradley Alan Andrews, MD (Denver, USA)
- 3:42 PM - 3:48 PM **Abstract #50**
Factors Associated with Postoperative Infection in Autogenous and Alloplastic Cranioplasty Reconstruction
Alain Gagnon, MD (presenter), Liza Boucher, MD; Carlos Cordoba, MD; Patrick G. Harris, MD; Michel Bojanowski, MD; Robert Moumdjian, MD; Andreas Nikolis, MD (Montreal, Canada)
- 3:48 PM - 3:54 PM **DISCUSSION**
- 3:54 PM - 4:00 PM **Abstract #51**
Temporoparietal Rotation Flap Reconstruction of the Middle Cranial Fossa Floor
Sanjay Ghosh, MD, FACS (presenter), Michael J. O'Leary, MD, Perry T. Mansfield, MD (San Diego, USA)
- 4:00 PM - 4:06 PM **Abstract #52**
Reconstruction of Skull Base and Fronto-Orbital Defects Following Tumor Resection – Long Term Results
Kurt Laedrach, MD, DMD (presenter), Joram Raveh, MD, DMD (Bern, Switzerland)
- 4:06 PM - 4:12 PM **Abstract #53**
The Vascularized Flap Reconstruction of the Subcranial Approach
Jan Hemza, MD (presenter), R.Salzman, MD; Z.Mackerle, MD; V.Feitova, MD; R.Kostrica, MD; Z.Novak, MD (Brno, Czech Republic)
- 4:12 PM – 4:18 PM **DISCUSSION**
- Abstracts # 54-61**
- Moderators:**
Peter Costantino
Jacques Morcos
- 4:18 PM - 4:24 PM **Abstract #54**
The Epitech Reconstruction System for Craniofacial Prosthetics; : A Novel Technique and Reconstructive Option
Perry Mansfield, MD, FRCSC (presenter), Michael J. O'Leary, MD, FACS, Richard Torchia, DDS (San Diego, USA)
- 4:24 PM - 4:30 PM **Abstract #55**
A Novel Technique for Laser Reconstruction of the Dura: An In Vitro and In Vivo Study
Ziv Gil, MD, PhD, (presenter), Dan M. Fliss, MD, Darryl B. Smith, Boaz Forer, MD, Aharon Kazir, PhD (Tel-Aviv, Israel)
- 4:30 PM - 4:36 PM **Abstract #56**
Outcome of Craniofacial Resection in Patients Over 70 Years of Age
Ian Ganly, MD, PhD (presenter), Neil Gross, MD; Mark Bilsky, MD; Jatin Shah, MD; Dennis Kraus, MD (New York, USA)



16th Annual Meeting

PROGRAM INFORMATION

4:36 PM - 4:42 PM

DISCUSSION

4:42 PM - 4:48 PM

Abstract #57

Penetrating Skull Base Injury and Facial Nerve Injury: The Experience of the U.S. Military in Operation Iraqi Freedom and Operation Enduring Freedom.

Andrew Battiata, MD (presenter), George Conley, MD (Washington, USA)

4:48 PM - 4:54 PM

Abstract #58

Mine-Blast Skull Base Injuries

Yuri Shulev, MD, PhD (presenter), (St. Petersburg, Russia)

4:54 PM - 5:00 PM

Abstract #59

Trigeminal Neurinomas : Experience of 56 Cases From One Neurosurgical Center

Bhawani S. Sharma, MD (presenter), (New Delhi, India)

5:00 PM - 5:06 PM

DISCUSSION

5:06 PM - 5:12 PM

Abstract #60

Surgical Treatment of Trigeminal Schwannomas

Kyu-Sung Lee, MD (presenter), (Seoul, Korea)

5:12 PM - 5:18 PM

Abstract #61

Results of Anterior Skull Base Surgery in Pediatric and Young Adult Patients

Neil D. Gross, MD (presenter), Ian Ganly, MD; Mark H. Bilsky, MD; Jatin P. Shah, MD; Dennis H. Kraus, MD (New York, USA)

5:24 PM - 5:30 PM

DISCUSSION

6:00 PM - 10:00 PM
Regatta

Annual Reception and Banquet

SUNDAY, APRIL 10, 2005

7:00 AM - 7:45 AM
Metro Centre

Breakfast in the Exhibit Hall

8:00 AM - 9:30 AM
Metro West

Preferred Papers – Oral Presentations

Scientific Session A-3

Abstracts # 62-72

Moderators:

Anil Nanda

Guy Petruzzelli


8:00 AM - 8:06 AM

Abstract #62

How Evolutionary Anthropology Informs the Growth, Development, and Maturation of the Cranial Base. Part 1: Cranial Base, Inferior Aspect.

Alexandra R. Kunz (presenter), Dennis A. Velez, MD; Seema Borthakur (Boston, USA)

16th Annual Meeting



PROGRAM INFORMATION

- 8:06 AM - 8:12 AM **Abstract #63**
How Evolutionary Anthropology Informs the Growth, Development, and Maturation of the Cranial Base. Part 2: Cranial Base, Superior Aspect
Alexandra R. Kunz (presenter), Dennis A. Velez, MD; Seema Borthakur (Boston, USA)
- 8:18 AM - 8:24 AM **Abstract #64**
Esthesioneuroblastoma: Long Term Follow-up and Recurrence Patterns
Ashish Tandon, MD, DNB, MCh (presenter), Fred Gentili, MD, FRCPSC, FACS;
Patrick Gullane MD, FRCPSC, FACS; Jonathan Irish MD, FRCPSC (Toronto, Canada)
- 8:24 AM - 8:30 AM **Abstract #65**
Endoscopic Resection of Benign and Malignant Clival Lesions: Initial Experience
C. Arturo Solares, MD (presenter), Samer Fakhri, MD, FRCSC; Pete S. Batra, MD;
Joung Lee, MD, FACS; Donald C. Lanza, MD, FACS (Cleveland, USA)
- 8:30 AM - 8:36 AM **Abstract #66**
Voice Controlled Robotic Assist for Endoscopic Approach to the Pituitary
Cherie-Ann O. Nathan, MD, FACS (presenter), Vinaya Chakradeo, MD; Kavita Malhotra, MD
(Shreveport, USA)
- 8:42 AM - 8:48 AM **Abstract #67**
Endoscopic Transnasal Posterior Septectomy for Lesions of the Middle Skull Base
Sandeep Samant, MS, FRCS (presenter), (Memphis, USA)
- 8:48 AM - 8:54 AM **Abstract #68**
Endoscopic Transpterygopalatine Fossa Approach to the Infratemporal Skull Base
Stephen Y. Lai, MD, PhD (presenter), Ricardo L. Carrau, MD; Amin Kassam, MD,
Carl H. Snyderman, MD, Michael Horowitz, MD (Pittsburgh, USA)
- 8:54 AM - 9:00 AM **Abstract #69**
Intraoperative 3D Imaging for Endoscopic Surgery of the Frontal Recess Using a Mobile CArm for Cone-Beam CT
Mark Rafferty, MD, FRCSI(ORL) (presenter), J. H. Siewerdsen; Y Chan; D. J. Moseley;
D. A. Jaffray; J Irish (Toronto, Canada)
- 9:06 AM - 9:12 AM **Abstract #70**
Pituitary Apoplexy in the MR Imaging Era: Clinical Grading Scale and Surgical Results
James K. Liu, MD (presenter), William T. Couldwell, MD, PhD (Salt Lake City, USA)
- 9:12 AM - 9:18 AM **Abstract #71**
Endoscopic Transphenoidal Pituitary Surgery with Intraoperative MRI
Theodore H. Schwartz, MD (presenter), Vijay K. Anand, MD (New York, USA)
- 9:18 AM - 9:24 AM **Abstract #72**
CyberKnife Treatment of Complex, Benign Skull-Base Tumors: Treatment Parameters and Early Clinical Results
Walter C. Jean, MD (presenter), Donald A. McRa, PhD; Gregory J. Gagnon, MD (Washington, USA)



16th Annual Meeting

PROGRAM INFORMATION

8:00 AM- 9:30 AM
Pier 2

Preferred Papers – Oral Presentations
Scientific Session B-3
Abstracts # 73-83

Moderators:
Laligram Sekhar
Chris Wallace

8:00 AM - 8:06 AM

Abstract #73

Giant / Large Fusiform and Dolichoectatic Aneurysms of the Basilar Trunk and Vertebrobasilar Junction: Clinicopathological and Hemodynamic Considerations in Therapeutic Decision Making

Hirofumi Nakatomi, MD, PhD (presenter), Yoshiaki Shiokawa, MD; Akio Morita, MD; Hiroyasu Kamiyama, MD; Kelly Flemming, MD; David G. Piegras, MD (Cincinnati, USA)

8:06 AM - 8:12 AM

Abstract #74

Management of Skull Base Carotid Pseudoaneurysm Related to Radiation Treatment for Nasopharyngeal Cancer

Vitus Y. W. Fan, MD (presenter), W. Wei, MD

8:18 AM - 8:24 AM

Abstract #75

Anterior Communicating Artery Aneurysm Surgery through a Skull Base Approach: Short- and Long-term Follow-up

Mario Zuccarello, MD (presenter), Norberto Andaluz, MD (Cincinnati, USA)

8:24 AM - 8:30 AM

Abstract #76

A Skull Base Approach and Microsurgical Clipping of Cerebral Aneurysms: A Historical Method of Treatment or a “Gold Standard”

Kenan Arnautovic, MD (presenter), (Memphis, USA)

8:30 AM - 8:36 AM

Abstract #77

The Hemodynamic Questions and Problems of Vascular Stenting in Skull Base Procedures

Jan Hemza, MD (presenter), (Brno, Czech Republic)

8:42 AM - 8:48 AM

Abstract #78

Transmastoid Partial Labyrinthectomy Approach for Medial Skull Base Vascular Lesions

Michael A. Taplin MB,BS(Hons I), FRACS (presenter), Richard Anthony MA, FRCS (Eng); Michael Tymianski MD, PhD, FRCSC and John A. Rutka MD, FRCSC (Toronto, Canada)

8:48 AM - 8:54 AM

Abstract #79

Long-Term Results of Radiotherapy for Paragangliomas of the Head and Neck: The Princess Margaret Experience

Jason H. Franklin, HBSoc. MD FRCS(C) (presenter), Bernard J. Cummings, MB ChB FRCP(C); Patrick J. Gullane, MD FRCS(C) FAC(S) (Toronto, Canada)


8:54 AM - 9:00 AM

Abstract #80

Autologous Platelet Poor Gel in Skull Base Surgery: Outcome Analysis

Jason Hauptman, BA, BS (presenter), Vamsi Alli, BA; Frank Stark, BS, CCP; Steven Keller, PhD; Michael Schulder, MD (Newark, USA)

16th Annual Meeting



PROGRAM INFORMATION

- 9:06 AM - 9:12 AM **Abstract #81**
Skull Base Meningiomas: Do They Differ from Other Intracranial Meningiomas?
Prasad Vannemreddy, MD, MCh (presenter), Anil Nanada, MD, FACS (Shreveport, USA)
- 9:12 AM - 9:18 AM **Abstract #82**
Teratomas of the Skull Base: Treatment and Long-Term Outcome
Donald J. Annino, Jr, MD, DMD (presenter), Carl B. Heilman, MD (Boston, USA)
- 9:18 AM - 9:24 AM **Abstract #83**
Cranio-Vertebral Junction Chordomas: Lessons Learned in their Surgical Management
Raj K. Shrivastava, MD (presenter), Chandranath Sen, MD; Peter Costantino, MD (New York, USA)
- 9:30 AM - 10:00 AM **Keynote Address: Molecular Biology Meets the Skull Base**
Metro West
James Rutka, MD
Introduced by: Fred Gentili
- 10:00 AM - 10:30 AM **Refreshment Break in the Exhibit Hall**
Metro Centre
- 10:30 AM - 12:00 PM **Panel# 6: Treatment of Acoustic Neuromas: Operate, Radiate or Observe**
Metro West
Jon Robertson (Moderator), William Hitzelberger, Michael Link, Julian Nedzelski, John Rutka
- 12:00 Noon - 12:15 PM **Closing Remarks**
Metro West
- 12:15 PM - 1:00 PM **Lunch in Exhibit Hall**
Metro Centre
- 1:30 PM **Buses Depart to Pearson Airport**
Buses will depart from the hotel promptly at 1:30 p.m.



16th Annual Meeting

SCIENTIFIC POSTERS

Scientific Posters – Displayed in the Exhibit Hall

Metro Centre

Abstracts # 84-107

Abstract #84

The Transcranial Approach for Intracranial Lesions: Our Experience and Outcomes
Brian Hughes, MD, Lorne S Parnes MD; Stephen P Lownie MD (London, Canada)

Abstract #85

Microvascular Tissue Transfer in the Repair of Cranial Base Defects: Indications, Complications, and Results.
Jason G. Newman, MD, Bert O'Malley, MD; Ara Chalian, MD; Mark Brown, MD (Philadelphia, USA)

Abstract #86

Preserved Hearing after Intraoperative Loss of the Brainstem Auditory Evoked Potential During Vestibular Schwannoma Surgery
Raymund L. Yong, MD, Ryojo Akagami, MD, FRCSC (Vancouver, Canada)

Abstract #87

Cavernous Sinus Tumor Foramen Ovale Needle Biopsy: An Under-Utilized Technique for Guiding Therapeutic Decision-Making in Skull Base Surgery
Mark E. Linskey, MD, (Orange, USA)

Abstract #88

Giant Isolated Intracranial Sarcoidosis Mimicking a Petroclival-Cavernous Sinus Meningioma – Treatment and Outcome
Michael J. Link, MD, Colin L.W. Driscoll, MD; Fausto J. Rodriguez, MD; Caterina Giannini, MD (Rochester, USA)

Abstract #89

Retained Bullet in the Jugular Foramen Causing Recurrent Syncope – Treatment and Outcome
Michael J. Link, MD, Colin L.W. Driscoll, MD (Rochester, USA)

Abstract #90

Heavily Calcified Pituitary Macroadenomas: A Case Report & Review of Literature
Benjamin Lo, MD, Kesh Reddy, MB,BS, FRCSS (Mississauga, Canada)

Abstract #91

Endoscopic-Assisted Transsphenoidal Endonasal Approach to Sellar Lesions
Benjamin Lo, MD, Kesh Reddy, MB, BS, FRCSS (Mississauga, Canada)

Abstract #92

Early Identification of Cerebrospinal Fluid Leak Following Endonasal, Endoscopic Surgery of the Cranial Base
Lee A. Zimmer, MD, PhD, Carl H. Snyderman, MD; Ricardo L. Carrau, MD; Amin Kassam, MD (Pittsburgh, USA)


Abstract #93

Anterior Communicating Artery Aneurysm Surgery Through the Orbitopterional Approach: Short-and Long Term Follow-up
Norberto Andaluz, MD, Mario Zuccarello, MD (Cincinnati, USA)

Abstract #94

Infratemporal Fossa Approaches (IFTA); Surgical Anatomy, Techniques and Therapeutic Strategy
Hirofumi Nakatomi, MD, PhD, Philip Theosopoulos, MD; Jeffrey Keller, PhD; Miles Pensak, MD; Tetsuro Sameshima, MD, PhD; Takanori Fukushima, MD, DMSc (Cincinnati, USA)


16th Annual Meeting



SCIENTIFIC POSTERS

- Abstract #95 Aspergillomata of Skull Base: Clinical Profile and Outcome Results**
Prasad Vannemreddy, Sundaram C, Anil Nanda, MD (Panjagutta, India)
- Abstract #96 Interdisciplinary Approach for Fungal Skull Base Osteomyelitis**
Kazim Oner, MD, Bulent Karci, MD; Izzet Ovul, MD; Tuncer Turhan, MD (Bornova, Turkey)
- Abstract #97 Emerging Patterns of Skull Base Injury in Modern Combat: U.S. Military Experience in Operation Iraqi Freedom and Operation Enduring Freedom.**
Michael A. Hoffmann, MD, George Coppit, MD (Washington, USA)
- Abstract #98 CNS Central Nervous System Sarcoid Dural-Based Mass Lesions Masquerading as Meningioma**
Mark E. Linskey, MD, Charles A. Middelhof, MD (Orange, USA)
- Abstract #99 Free Flap Monitoring in Head, Neck, and Skullbase Surgical Oncology – Is it Really Worth the Effort?**
Edgar A. Lueg, MD, (Los Angeles, USA)
- Abstract #100 Swing Door Mandibulotomy: Approach to Vascular Lesion Resection with Minimal Neurological Deficits**
Yvonne Layton, PA-C, Daniel R. Pieper, MD (Southfield, USA)
- Abstract #101 The Extended Transsphenoidal Approach to Suprasellar and Anterior Skull Base Tumors**
John A. Jane, Jr., MD, Adam S. Kanter, MD; Aaron S. Dumont, MD; Steven A. Newman, MD; Edward R. Laws, Jr. (Charlottesville, USA)
- Abstract #102 Case Report-: A Rare Case of a Trigeminal Nerve Rhabdomyoma/Neuromuscular Hamartoma in a Child**
John W. Alldredge, MD, Peter Rigby, MD, FACS; Daniel W. Nuss, MD, FACS (New Orleans, USA)
- Abstract #103 Histopathological Distinction of Intestinal-Type Sinonasal Adenocarcinoma from Metastatic Adenocarcinoma of Intestinal Origin**
Vicente Resto, MD, PhD, Jeffrey F. Krane, MD, PhD; Ben Z. Pilch, MD; William C. Faquin, MD, PhD; Derrick T. Lin, MD (Boston, USA)
- Abstract #104 Combined Craniofacial Approaches for Resection of Esthesioneuroblastoma**
Kevin Petrecca MD, PhD, A Zeitouni, M Samaha, M Desrosiers, R Leblanc, D Sirhan (Montreal, Canada)
- Abstract #105 An Aneurysm Made Angiographically Occult by Meningioma Compression**
Kevin Petrecca MD, PhD, Denis Sirhan (Montreal, Canada)
- Abstract #106 Giant Paranasal Schwannoma – Three Cases and Review of the Literature**
Ashish Tandon, MD, DNB, MCh, Fred Gentili. MD., FRCPSC, FACS; Patrick Gullane MD, FRCPSC; Ralph Gilbert MD, FRCSC (Toronto, Canada)
- Abstract #107 Resection of Olfactory Neuroblastoma by a Transnasal Endoscopic Approach**
Ricardo L. Carrau, MD, Amin B. Kassam, Carl H. Snyderman, Michael Horowitz (Pittsburgh, USA)

16th Annual Meeting



EXHIBITORS

ADVANCED BIONICS

BOOTH #409

25129 Rye Canyon Loop
Valencia, CA 91355
Tel: 661-362-4574
Fax: 661-362-1417
Website: www.advancedbionics.com

Advanced Bionics, headquartered in Valencia, California, manufactures the HiResolution Bionic Ear System, which is approved for use by children with bilateral, profound hearing loss, and adults with severe-to-profound bilateral hearing loss.

AESCULAP

BOOTH #516

3773 Corporate Parkway
Center Valley, PA 18034
Tel: 610-797-9300
Fax: 610-791-6888
Website: www.aesculap.com

Aesculap will display an assortment of new products and instruments for skull base procedures including: high power small size motors, rapid dual sided cranial flap fixation products, a new line of micro neuro instruments, and neuro endoscopes for transsphenoidal and other endo-assisted procedures.

THE ANSPACH COMPANIES

BOOTH #406

4500 Riverside Drive
Palm Beach Gardens, FL 33410
Tel: 561-627-1080
Fax: 561-624-1265
Website: www.anspach.com

Anspach Companies manufacture high performance instrument systems for neurosurgery, neurotology, spinal procedures, and otolaryngology. Our power systems provide consistent power and smooth performance for even the most demanding applications.

CARDINAL HEALTH, V. MUELLER NEURO/SPINE PRODUCTS

BOOTH #503

360 Industrial Road, Unit H
San Carlos, CA 94070
Tel: 800-810-6610

Offering a broad range of innovating spine and neurovascular medical devices and instrumentation. The Spetzler Headrest System and the R. Spetzler™ Titanium Aneurysm Clips clearly demonstrates our commitment to clinical solutions through ingenuity.

CARL ZEISS

BOOTH #412

One Zeiss Drive
Thornwood, NY 10594
Website: www.zeiss.com

Carl Zeiss pioneered the concept of the surgical microscope, and today continues to be the worldwide leader in optical and digital visualization solutions for surgical applications. We provide surgeons and operating room staff with visualization systems combining cutting-edge technology with optimal ease-of-use. To learn more about us, visit <http://www.zeiss.com>.



16th Annual Meeting

EXHIBITORS

CITAGENIX, INC.

BOOTH #511

1105 Autoroute Chomedey
Laval, Quebec H7W 5J8
Tel: 450-688-8699
Fax: 450-688-1977
Website: www.citagenix.com

Citagenix Inc is a leader in the rapidly growing orthobiologics and neurosurgical markets providing surgeons with innovative products for dural repair and bone regeneration.

CODMAN, A JOHNSON & JOHNSON COMPANY

BOOTH #417

325 Paramount Drive
Raynham, MA 02767
Tel: 508-828-3143
Fax: 508-828-3027
Website: www.codman.com

Worldwide leader in neurosurgery. Codman markets one of the most broad and comprehensive lines of neurosurgical implants, disposables, equipment and instruments specializing in the treatment of hydrocephalus ICP monitoring, electrosurgery, cranial plating and implantable drug delivery solutions.

CONFLUENT SURGICAL

BOOTH #414

101 A First Avenue
Waltham, MA 02451
Tel: 781-693-2310
Fax: 781-890-4140
Website: www.confluentsurgical.com


Confluent Surgical manufactures absorbable surgical sealants and adhesion barriers. DuraSeal™ Dural Sealant System is a 100% synthetic, hydrogel to create a true watertight dural closure.

COOK SURGICAL

BOOTH #419

750 Daniels Way; PO Box 489
Bloomington, IN 47402-0489
Tel: 800-457-4500
Fax: 800-554-8335
Website: www.cooksurgical.com

16th Annual Meeting



EXHIBITORS

ELSEVIER CANADA

BOOTH #410

1 Goldthorne Ave.
Toronto, Ontario, M8Z 5S7
Tel: 866-896-3332
Fax: 416-255-5456
Website: www.elsevier.ca

The name you trust for the information you need – Saunders, Mosby, Churchill Livingstone, Butterworth-Heinemann, Hanley & Belfus, MDConsult and FIRSTConsult are all part of Elsevier Canada, a team of leading publishers dedicated to meeting the information needs of health science professionals. We publish high-quality textbooks, references, periodicals, and electronic products in the fields of medicine, nursing, dentistry, veterinary medicine, and the health professions.

Trust Elsevier Canada – Health Sciences Division to bring you the foremost resources in your field!

GE HEALTHCARE

BOOTH #513

439 S. Union Street
Lawrence, MA 01843
Tel: 978-552-5286
Fax: 978-552-5183

The GE InstaTrak 3500 Plus is your premium choice for surgical navigation during Skull Base surgery. The unique Electromagnetic (EM) tracking technology, means no cameras or line-of-sight restrictions.

INTEGRA™

BOOTH #519

311 Enterprise Drive
Plainsboro, NJ 08536
Tel: 800-997-4868 U.S.A./Canada
Tel: 800-654-2873 U.S.A./Canada
Tel: 609-275-0500 International
Fax: 609-275-5363
Website: www.integra-ls.com

Integra™ sells the Camino®, Licox® and Ventrix® lines of intracranial pressure monitoring systems. Also, Integra™ sells Integra Hydrocephalus Management products, the DuraGen™ Dural Graft Matrix, the NeuraGen™ Nerve Guide, the Selector® Ultrasonic Aspirator, Integra Systems CSF Drainage and Cranial Access and Ruggles™ instruments for neurosurgery.

KARL STORZ ENDOSCOPY-AMERICA, INC.

BOOTH #515, #517

600 Corporate Pointe
Culver City, CA 90230
Tel: 310-338-8100
Fax: 310-410-5537
Website: www.karlstorz.com

Karl Storz Endoscopy-America, Inc., an international leader in endoscopic equipment and instruments, designs, engineers, manufactures and markets products with an emphasis on visionary design, precision craftsmanship and clinical effectiveness.



16th Annual Meeting

EXHIBITORS

KLS-MARTIN, L.P.

BOOTH #506

PO Box 50249
Jacksonville, FL 32250
Tel: 904-641-7746
Fax: 904-641-7378
Website: www.klsmartin.com

KLS-MARTIN, L.P. offers a complete range of Craniomaxillofacial Surgery products. Fixation systems are available in either titanium or bio-resorbable material. The bio-resorbable ResorbX System features a completely non-crystalline polymer. KLS-Martin is also the industry leader in Distraction Osteogenesis devices for Craniomaxillofacial Surgery. Additionally we offer a complete line of surgical instruments.

LEICA MICROSYSTEMS

BOOTH #505

90 Boroline Road
Allendale, NJ 07401
Tel: 800-526-0355
Fax: 201-236-5908
Website: www.surgicalscopes.com

Committed to always giving the surgeon the very best in surgical optics, Leica Microsystems will be showcasing the high end OH3 surgical microscope.

MARKET ACCESS PARTNERS

BOOTH #402

3236 Meadowview Road
Evergreen, CO 80439
Tel: 303-526-1900
Fax: 303-526-7920
Website: www.marketaccesspartners.com

Market Access Partners provides marketing research Consulting to the medical device and pharmaceutical industries. We use innovative qualitative and quantitative methodologies to research opinions of physicians, nurses and patients. We offer a management-oriented approach to product development and marketing.


MEDTRONIC NEUROLOGIC TECHNOLOGIES

BOOTHS #403, #405

4620 North Beach Street
Ft. Worth, TX 76137
Tel: 817-788-6654
Fax: 817-788-6401
Website: www.medtronic.com

Medtronic Neurologic Technologies provides superior products for the Cranial Neurosurgery market. Products include Midas Rex® Legend® drills, PS Medical® shunts, neuroendoscopes and cranial repair products.

16th Annual Meeting



EXHIBITORS

MEDTRONIC XOMED

BOOTH #407

6743 Southpoint Drive North
Jacksonville, FL 32216
Tel: 904-296-9600
Toll Free: 800-874-5797
Fax: 904-281-0966
Website: www.xomed.com

Medtronic Xomed is a leading developer, manufacturer and marketer of surgical products for use by ENT specialists, Otolaryngologists, and Head & Neck surgeons. Medtronic Xomed markets over 4,000 products worldwide, including powered tissue-removal systems, curved blades and burs, other microendoscopy instruments, implantable devices, nerve monitoring systems, disposable fluid-control products, and image guidance products.

ORTHO DEVELOPMENT CORP

BOOTH #518

12187 S. Business Park Drive
Draper, UT 84020
Tel: 801-913-8008
Fax: 801-853-9993
Website: www.orionemf.com

Ortho Development Corporation is a Utah based medical device manufacturing company which manufactures Orion-IT[™] EMF Neuro Tissue Vaporizer.

OSTEOMED L.P.

BOOTH #501

3885 Arapaho Road
Addison, TX 75001
Tel: 972-677-4600
Fax: 972-677-4601
Website: www.osteomedcorp.com

OsteoMed is a leading innovator, developer, manufacturer and marketer of specialty medical devices, surgical implants and powered surgical instruments.

POREX SURGICAL, INC.

BOOTH #401

15 Dart Road
Newnan, GA 30265
Tel: 678-479-1610
Fax: 678-423-1435
Website: www.porexurgical.com

Porex Surgical Inc., is pleased to feature MEDPOR[®] Surgical Implants for permanent cranial reconstruction following neurosurgical procedures. MEDPOR Customized Implants are also available for large or irregular defects. With our new e-viewCT[™] technology, we help you fix defects at the speed of e.



16th Annual Meeting

EXHIBITORS

RADIONICS

BOOTH #408

22 Terry Avenue
Burlington, MA 01803
Tel: 781-565-1324
Fax: 781-272-2428
Website: www.radionics.com

For over 65 years Radionics has been delivering trusted products that have been engineered for accuracy. Radionics offers a full line of neurosurgical and radiotherapy technologies.

SCANLAN INTERNATIONAL, INC.

BOOTH #400

One Scanlan Plaza
Saint Paul, MN 55107
Tel: 651-298.0997 / 800-328-9458
Fax: 651-298-0018
Website: www.scanlaninternational.com

Highest quality surgical products designed and manufactured by the Scanlan family since 1921. Neurosurgical Products: Bipolar Forceps, Suction Instruments, Scissors, Micro Titanium Instruments, IGS Markers.

STRYKER

BOOTHS #500, #502, #504

4280 Commercial Avenue
Portage, MI 49002
Tel: 269-323-4199
Fax: 269-324-5343
Website: www.stryker.com/microimplants

At Stryker, results matter. Our results include innovative image-guided systems, power tools, bone substitutes and rigid fixation. Visit us to discuss what matters to you.

SYNERGETICS™ INC.

BOOTH #508

3845 Corporate Center Drive
St. Charles, MO 63304
Tel: 636-939-5100
Fax: 636-939-6885
Website: www.synergeticsusa.com

Synergetics™ OMNI™: power ultrasound that removes bone without kicking, skipping, chattering or spooling; offering improved control and tactile feedback. Also offering Spetzler TruMicro™ instruments.


SYNTHES MAXILLOFACIAL

BOOTH #404

1301 Goshen Parkway
West Chester, PA 19380
Tel: 610-719-6552
Fax: 610-719-6533

Synthes Maxillofacial is the sole authorized North American manufacturer and distributor of AO ASIF instruments and implants for internal fixation of craniomaxillofacial and mandibular trauma and reconstruction.

16th Annual Meeting



EXHIBITORS

THIEME MEDICAL PUBLISHERS

BOOTHS #507, #509

333 Seventh Avenue, 5th Floor
New York, NY 10001
Tel: 212-760-0888
Fax: 212-947-1112
Website: www.thieme.com

Atlases and Surgical References from Thieme and affiliated publishing houses will be featured along with Medical Imaging Books and CD's at the annual meeting.

W. L. GORE & ASSOCIATES, INC.

BOOTH #416

1505 N. Fourth Street
Flagstaff, AZ 86004
Tel: 928-864-2557
Fax: 928-864-2889
Website: www.goremedical.com

W. L. Gore & Associates, Inc. is the worldwide leader in expanded polytetrafluoroethylene (ePTFE) technology. The Medical Division of Gore specializes in the design and manufacture of innovative medical devices.

W. LORENZ SURGICAL

BOOTH #418

1520 Tradeport Drive
Jacksonville, FL 32218
Tel: 904-741-9210
Fax: 904-741-3912
Website: www.lorenzsurgical.com

W. Lorenz Surgical, Inc. is a leading manufacturer and distributor of advanced craniomaxillofacial products. The Company's product line includes LactoSorb® Resorbable Fixation, RapidFLAP Spindown and RapidFLAP LS cranial flap closure systems, Mimix™ bone replacement systems, HTR®-PMI, a patient-matched custom implant and a full armamentarium of Rigid Fixation Systems and Instrumentation.

FUTURE MEETINGS

2006 17TH ANNUAL MEETING
FEBRUARY 16-19, 2006

PHOENIX, ARIZONA
POINTE SOUTH MOUNTAIN RESORT

2008

**5th International Skull Base Congress of the World
Federation of Skull Base Societies & the Annual
Meeting of the North American Skull Base Society**

September 11-15, 2008
Vancouver, BC

NORTH AMERICAN SKULL BASE SOCIETY

12100 SUNSET HILLS ROAD . SUITE 130 . RESTON, VA 20190 . 703-437-4377 . 703-435-4390



MEMBERSHIP APPLICATION

Please select relevant membership:

- International Membership (\$100.00 Processing Fee)
- North American Membership (\$100.00 Processing Fee)

PERSONAL:

FIRST NAME	MI	LAST NAME	DEGREE (S)
ADDRESS (ASSOCIATION OR INSTITUTION)			
STREET			
CITY	STATE	ZIP	COUNTRY
PHONE	FAX	EMAIL	

MEDICAL EDUCATION:

MEDICAL SCHOOL: INSTITUTION	DATE STARTED	DATE COMPLETED	
RESIDENCY: INSTITUTION	DATE STARTED	DATE COMPLETED	AREAS OF SPECIALIZATION
FELLOWSHIP: INSTITUTION	DATE STARTED	DATE COMPLETED	AREAS OF SPECIALIZATION

EXPERIENCE:

CURRENT CLINICAL SPECIALTY: _____ #YEARS OF PRACTICE: _____

HOSPITAL AFFILIATIONS: _____

TEACHING PROGRAM AFFILIATION: _____

SOCIETY MEMBERSHIPS (ABBREVIATE): _____

ARE YOU BOARD CERTIFIED IN YOUR SPECIALTY? YES NO IF YES, YEARS OF CERTIFICATION _____

REFERENCES:

International Membership (Two active members from ANY International Society must sign this application.)
North American Membership (Two active NASBS members must sign this application.)

NAME	ADDRESS	SIGNATURE
NAME	ADDRESS	SIGNATURE

I certify that the above information is complete and accurate. I understand that any false information will disqualify me for membership. If approved for membership, I agree to abide by the bylaws of the Society.

Signature	Date	Social Security #
-----------	------	-------------------

For membership applicants: NASBS requests that payment accompany your application
Processing Fee: \$100.00

- My check is enclosed for the above amount, made payable to the North American Skull Base Society
- Charge the above amount to: VISA Mastercard AMEX

Name on Card _____

Signature _____

Card # _____ Expiration Date _____

Please mail with payment to: NASBS. 12100 Sunset Hills Road. Suite 130, Reston, VA 20190 or Fax to: 703-435-4390




Instruments For Endoscopic Skull Base Surgery



STORZ
KARL STORZ ENDOSCOPY

THE DIAMOND STANDARD

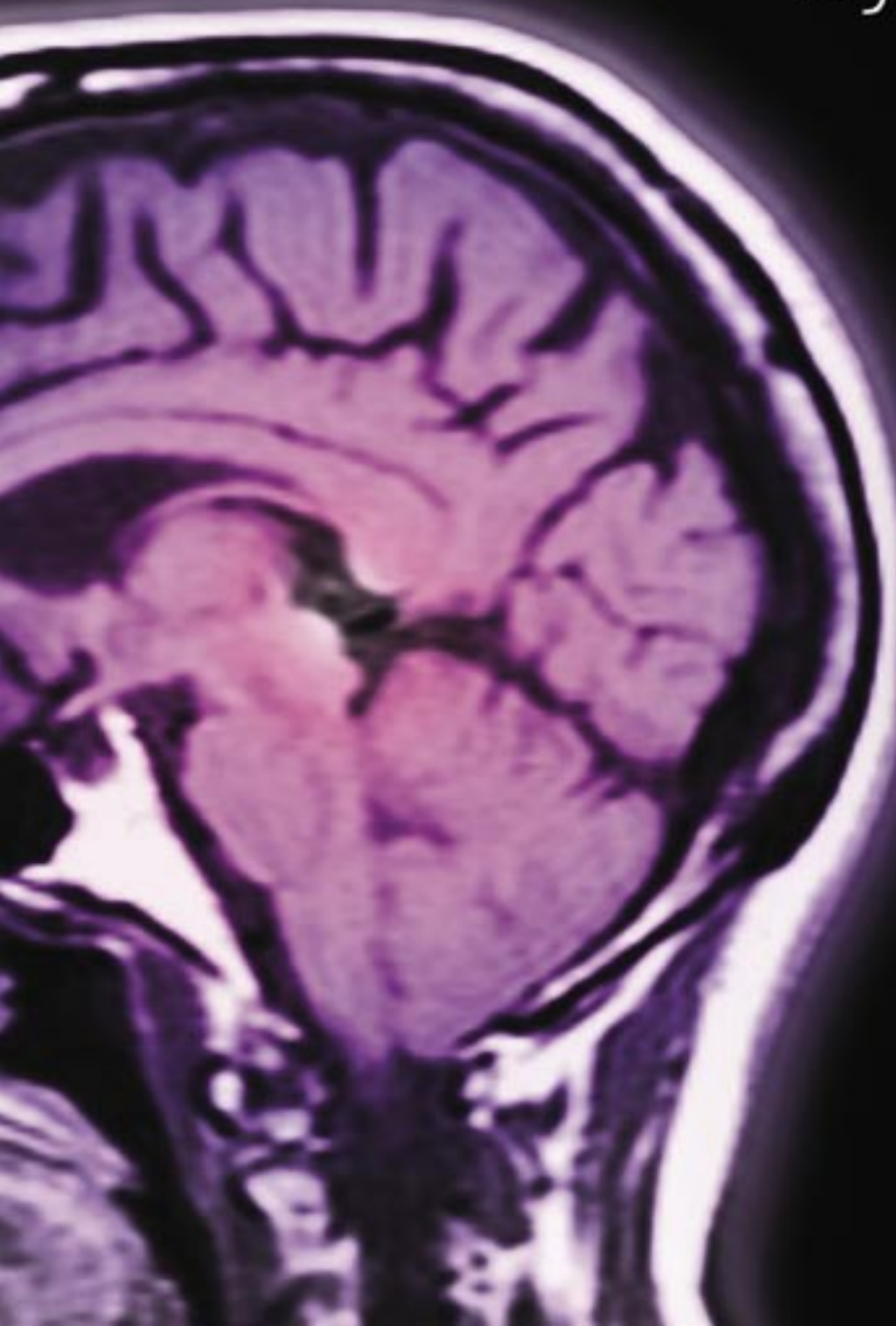
KARL STORZ Endoscopy-America, Inc., 600 Corporate Pointe, Culver City, CA 90230-7600, USA, Phone: (310) 338-8100, Fax: (310) 410-5530, E-Mail: info@kse.com
KARL STORZ GmbH & Co. KG, Mittelstraße 8, D-78532 Tuttlingen/Germany, Phone: + 49 7461 / 70 80, Fax: 07461 / 70 81 05, E-Mail: karlstorz-marketing@karlstorz.de
KARL STORZ Endoscopy-Canada, Ltd., 2345 Argentea Road, Suite 100, Mississauga, Ontario, Canada L5N 8K4, Phone: (800) 268-4880, Fax: (905) 858-0933
KARL STORZ Endoscopia, Latino-America, 815 NW 57 Ave, Suite #480, Miami, Florida 33126-2042, USA, Telefono: (305) 262-8980, Telefax: (305) 262-8985



stryker®

Leibinger Micro Implants

Comprehensive Skull Base Surgery Systems



Universal Fixation

Neuro Fixation Plates and Screws

INION

Resorbable Plating System

BoneSource® Classic

Proven Bone Substitute Technology

Colorado Needle

Microdissection

For more information, contact
Leibinger Micro Implants
at 800-962-6558
or visit www.stryker.com

Visit us at Booth #500